

AS THE WOOD TURNS

November 2012 - Issue number 184 - Minutes of the October 23, 2012

The October hands-on occurred on October 13. The November hands-on occurred on November 17. *We invite beginning turners to a learning opportunity at the next Hands On. This instruction will be one on one. Spindle or bowl turning techniques will be covered. Please reserve your lathe with David Rice at dergas5@aol.com.*


**Holiday Party – December 4th in place of regular meeting at Hank's
October 13 hands on**



Visitors – Ron Briggs from Mansfield

The meeting began with an update on coming events: Nigel reported that Bob Trucchi has donated his mini lathe to the club. Since Wayne was absent, Nigel reported that the club has \$1700 in the bank.

Glenn Shaffer announced that his cousin has a downed maple tree at 166 Ames Street in Sharon and the wood was available to be cut up for anyone that wants some. A chainsaw party was needed.

<p>2012 MSSW Officers</p> <p>President- Nigel Howe (508) 537-3394 nbhturnings@yahoo.com</p> <p>Vice president Bob Allen (781) 934-9583 trn3345@gmail.com</p> <p>Treasurer Wayne Miller (781)784-7820 wayne33@planetzaide.com</p> <p>Secretary Jeff Keller (781) 878-7310 jkeller@nerej.com</p> <p>Librarian Charles Rosen (781) 848-6589 charlesrosen@comcast.net</p> <p>Web site: http://www.msswt.org/</p>		<p>Next Meeting</p> <p>Tuesday, November 27, 2012 at 7 PM at Hank's dust bowl at 409 Washington St., Abington, MA</p> <p>Refreshmentsby Bill Dooley</p> <p>Member Challenge -offset or multi axis turning</p> <p>Demonstration –Tops turned by Wally, Bob Trucchi, and Michael Veno. Wally wants to discuss how to display the tops at James Library exhibit in early February</p>
---	---	--

Bob Allen reported that Jimmy Clewes would turn four different projects on Saturday, a round bottom bowl, a long stemmed goblet 12-13" long a decorated box of some sort and an art form on a multi axis turning with dye or gold leaf.

Bob also announced that Don Dietrich has some tools for sale on the table in the back. Those interested should take a look during the break.

Jim Flannery suggested that at the next Hands On, we get some additional people to learn to run the cameras for future demonstrations.

Holiday Party December 4th at Hank's- 6:00 pm until?

Bring a potluck item such as a salad, dessert. appetizer. If you want to take part in the gift grab, bring something you made in a paper bag tied with a long piece of string for insertion into the large box in Hank's shop.

Rules for gift grab-

- 1.- You must put something in if you want to take something out
- 2.- It must be something you made
- 3.- No uncompleted work please
- 4.- No kits for someone else to assemble
- 5.- No IOUs on an item to be made later
- 6.- No bag diving
- 7.- You do not have to be present to take part, you can designate someone to act on your behalf.

Holiday Sale at South Shore Audubon Society headquarters: - Take items for sale to the center Monday (November 26th through Friday the 28th). Hours for drop off are 9-4. There will be an open house and reception for which woodturners are invited to attend on Saturday December 1st. from 10 am until 3 pm.

Demonstration – Presentation

The evening's demonstration was by Jim and Rita Duxbury on Kaleidoscopes.




Jim Duxbury showed a few of his kaleidoscopes and turned objects

Jim started off by explaining that they were invented in 1816 by David Brewster while he was experimenting with prisms. The first ones used thin sheets of silver that were polished as reflectors and were known as "parlor scopes". There are three pieces- an object box, mirrors (actually three mirrors) set up as an equilateral triangle with silver on top of rather than behind the glass and an eyehole or eyepiece.

A variation of the kaleidoscope is the taleidoscope which is the same except that the object case is a lens. The lens will show you whatever you are pointing the scope at around you and the mirrors inside will reflect that image. Sometimes a plain glass or crystal ball is used as a lens.

Jim also showed us a variation of a kaleidoscope that had oil in the end mixed with the glass pieces resulting in a nicer viewing image. He then showed us how he made one which is reflected in the accompanying photos.



Breathing apparatus Jim invented and uses



Kaleidoscope barrel with space for the insertion of the three mirrors



Eyepeice

Show & Tell



Bob Sutter has a box, which, when opened reveals four bowls nestled inside, all turned from English oak.



Larry McInnes has a "50 caliber shell" pen he made. The bolt action brings the writing point forward. He also had a Xmas ornament and a slim line pen in a box.



John Voloudakis' maple bowl with decorative rings.



Michael Veno showed us some tops and an egg he turned from dogwood and maple. The tops were the club challenge for the meeting, and one of several "dinosaur" eggs he turned



Dick Smith holds a bowl turned from walnut and maple which he glued together.




Paul O'Neil - a bowl turned from Maple Dooley burl, some tops from Walnut and Oak, and a salad bowl turned from Black Walnut.



Sid showed us his Black Walnut bowl with added insert



Bernie -a hollowform native American wedding vessel made of Spalted Birch, hollowed thru the bottom, plugged, then turned each spout from a different center on the base (turn one, finish then remove a section of the base leaving a second section to hold piece for turning the other spout).



Mike Wiseman made this bulldozer, One of two, they took 30 hours to make



Glenn Schaffer is holding a lamp with a Maple base he turned. He also had candleholders and a shallow cedar bowl.



Steve Blampied - a basket bowl with a turned Cherry bowl w/woven cane around the outside, Nantucket basket style.--



Bill George has a red Cedar vase turned from Dooley wood.



Bob Courchesne had a small maple bowl



Nigel -a vase turned from Silver Bell -hand carved & dyed



Jim Leatherwood's natural edge walnut bowl. He also had a cherry crotch hollow form and a sugar maple hollowform



Andy showed a Pine piece turned from multiple trunks and then burned with a torch and a hollowform with a lid.



November 17 hands on



Bob Sutter and Tim Keating



David Rice and Judy Goodwin



Wally Kemp and Judy Goodwin

Coming events and shows

Holiday Sale exhibit at the South Shore Audubon Society headquarters beginning with an Open House Saturday December 1st. from 10 am until 3pm. Set up there is the week of November 26th, Monday through Friday from 9:00 am until 4:00 pm. The exhibit will run through Saturday December 22nd. Things may be picked up then from 10 am until 3 pm.-Jeff

The **club Holiday Party** is December 4th beginning at 6:00 pm.

Demo Day - The club is proposing January 26, 2013 as Demo Day.

David Ellsworth's demo at MSSW will be April 6th and 7th 2013.

Items for sale

Club store : We have CA glue 2 oz \$4, 8 oz \$12, 16oz \$21. Accelerator 2 oz spray \$3, 8 oz refill \$5. Debonder 2 oz \$3. Anchor seal \$15/gallon. Hats \$15. Sanding discs, Steve Worcester 2" \$2.50, 3" \$4/10 PAC, Klingspor 2" \$2.25, 3" \$3.25.
stevwsmn@aol.com Steve Wiseman

Most, if not all, of the items listed in the previous newsletters for sale are still available.