
AS THE WOOD TURNS

December 2012 - Issue number 185 - Minutes of the November 27, 2012

The December hands-on will be December 15, 2012. The January hands-on is scheduled for January 10, 2013. We invite beginning turners to a learning opportunity at the next Hands On. This instruction will be one on one. Spindle or bowl turning techniques will be covered. Please reserve your lathe with David Rice at dergas5@aol.com.

Visitors- Ron Briggs from Mansfield, Joe Fisette from Taunton and Adam Heckman from Rockland



Wayne reported that we have \$937.42 in the treasury.

Nigel said he thought the Jimmy Clewes demo was well received.

Demo Day is January 26th. It will begin at 8:30 am with each demonstration running an hour with a fifteen minute break in between. There will be a half hour lunch break at noon. Five members and one from Rhode Island will present demonstrations, three in the morning session and three in the afternoon. It costs \$25 a ticket and includes lunch. The demonstrations include:

Michael Veno on turning a sphere inside a cube, Andy Osborne will present multi axis turning, Nigel will turn a small fruit and flowers desk tidy, Bob Scott will turn pens, Donna from RI will show us hollowing techniques and Bob Allen on various ways to hold work in the lathe

Nigel said that demonstrator, Jim Duxbury sent us a letter thanking us for giving him a good time. Nigel also said that the dues will remain the same at \$40 for the coming year and are payable from now going forward.

Andy Osborne reported that the Yankee Woodturners final fund distribution is \$495 and presented a check for that amount to Wayne.

Andy Osborne- On insurance, with AAW rules, we're covered if the club sponsors the event. It was decided that all shows involving the club will go through the club committee especially if demonstrations are involved. We need a paper trail for insurance purposes. Anyone who demonstrates as part of a club function must be an AAW member.

2012 MSSW Officers

President- Nigel Howe
(508) 537-3394 nbhturnings@yahoo.com
Vice president Bob Allen
(781) 934-9583 trn3345@gmail.com
Treasurer Wayne Miller
(781)784-7820 wayne33@planetzaide.com
Secretary Jeff Keller
(781) 878-7310 jkeller@nerej.com
Librarian Charles Rosen
(781) 848-6589 charlesrosen@comcast.net

Web site: <http://www.msswt.org/>



Next Meeting

Tuesday, January 29, 2013 at 7 PM
at Hank's dust bowl at
409 Washington St., Abington, MA

Refreshmentsby Skip Brown

Member Challenge – more tops for
James Library display on February 1st.

Demonstration –Nigel Howe on
Turning a basic bowl

Nigel proposed the club pay for shows as opposed to the present policy of members who display items for sale sharing in the cost of the booth. This was met with resistance from the members.

Dusty spoke up and said, “With bangles, I have to sell more to do what Nigel does with a \$300 bowl.” Bob Courchesne proposed doing both, low balling the cost of the tables with a payment of 10% based upon what you sell. Bob Scott mentioned that if someone is new and has only one or two pieces, he is not likely to put them out against the existing group split.

Members voted to leave the existing arrangement in place. That is if you put items out for sale, you share in the cost of the booth.

Nigel asked, “Do you have to participate to sell at a show?” Andy said it is not an issue at one day shows. For example last year Bill Dooley couldn’t be present at The South Shore Arts festival in Cohasset but had members put his stuff out for him.

To which Bob Allen mentioned, “There’s always extenuating circumstances . I’m in favor of people being able to put things out for sale and not have to attend the show.

Jim Leatherwood agreed, “Say I put one to ten things out for sale, someone can cover for me.”

Ken Lindgren replied that if you take a show like Cohasset with a booth that is 10 feet by 10 feet. With absent members putting out 20-40 pieces you drastically reduce available space for others. He added that he would like to turn the management of Cohasset over to the club now. It was resolved that all shows go through committee.

There was a silent auction of turned items by Jimmy Clewes for sale at the meeting. The bowl was bought by Bob Allen for \$25, the goblet by Steve Wiseman for \$25, the box by Bob Trucchi for \$50 and the disc by Lenny Mandeville for \$5.00.



Demonstration- Turning tops performed by Wally Kemp, Bob Trucchi, & Michael Veno



Wally went first and showed samples of various tops from previous shows with decoration from color, chatter marks, captive rings and the like. He mounted a 2 inch diameter piece of maple between centers and turned a top at the tailstock end keeping the center of gravity as low as possible –it will spin much better. He used a detail spindle gouge & chatter tool (cost \$50) to decorate the spinning surface. “I don’t use sandpaper at all for this”.



Wally pointed out that there is a safety consideration with making small tops and that the tops ought to be greater than 1 ¾” diameter so that children might not be able to swallow a top. He also made available several glued up blanks for top turning available for members to take for making tops.



Bob Trucchi “–lots of times I turn an egg with a skew first and then turn a top. I turn the end as a #2 Morse taper for insertion into the headstock of the lathe. This way you don’t need to use the tailstock. I use a skew to start.”



Morse taper jig used to make wooden mandrels



Michael Veno- I turn tops for all ages. I turn long stemmed tops using a skew and a detail gouge. and finish with beeswax. In parting off, I am also seeking the point for the top at the other end. You don’t want a sharp point for spinning. For the long stem, it tapers down toward the end from 3/8 to 1/8 of an inch. I always turn the tip first on a top. As far as the length is concerned, I go until I run out of wood.



Members should bring tops for the February 1st James Library exhibit to the January 22nd regular meeting or bring to the library during the setup times. Mike Veno is making a 28 inch diameter table to display them on.

Show & Tell



Paul O'Neil - Black Walnut bowl turned Jimmy Clewes style and finished with Mahoney's Oil finish



Bernie - Avocado wood hollow form w/multi axis turning & one spout. The pith hole was filled w/glass eye



Lenny Mandeville - a shallow Walnut bowl. Here are other turned objects he had also. Beside the Walnut bowl are a thin Maple bowl, a box with a button insert and a small bird house complete with a bird inside..



Bill Dooley made a large Maple bowl with a center cup. Perfect for dip with chips when friends stop by.



Ken Lindgren - a spalted Maple hollow form from a limb on Andy Osborne's woodpile.



Wayne Miller - a segmented hollow form with portholes showing 6 different kinds of burl. The base wood is Mesquite.



Bob Trucchi - Cherry burl sphere with a lacquer finish



John Voloudakis - Oak bowl, he also had a small Cherry bowl and a Sassafras bowl not shown. He used sanding sealer and walnut oil to finish.



Wally turned a segmented urn with a top of Zebra wood, Maple and Holly



Jim Leatherwood showed us a turned Ash vase - dyed after rubbing it w/white lining wax & sanding back leaving the inner lines pale for a nice contrast.



Ben Natale had 3 tops of the self winding kind, segmented various woods



Ian holds a segmented urn. He needed a base and it has Bloodwood, Maple, Yellowheart and Holly, finished with a Waterlox finish. Ian also showed a tray of jewelry turnings of segmented earrings for shows.



Andy Osborne - multi axis turning in Maple with gold paint inside with which he used a donut chuck to turn.



Ken Whiting - Maple bowl from wood from his brother, Dave's tree. It has a shellac and oil finish.



Mike Wiseman a Silverbell vase which checked during turning. He filled the gaps with Inlaid.



Sid Katz -a spalted Maple bowl. It was punky wood so he poured CA glue over it & it hardened up enough to turn. Finished with Mahoney's walnut oil.



Bob Courchesne - a Black Walnut bowl from Dooleywood.



Glenn Schaeffer shows off his Maple baseball bat. Glenn also showed a small Cedar bowl



The gift exchange Dec 4, 2012



Group photo of all of the items from the holiday party gift grab at Hank's on December 4th



Some of the group



Ken Lingren holds a lidded box made by John Shooshan




John Shooshan with a box (with a top for the lid on a base all turned by Bill Dooley)



Bill Dooley holds a bowl turned by Larry McInnis




Larry McInnis holds a hollow form vase turned by absent member Bob Trucchi



Jim Denker is holding a vase turned by Nigel Howe



Bob Scott holds a necklace and a bracelet turned by Dusty -John Destrampe



Dusty has an ornament made by Ken Lindgren



Michael Veno has a scooping tool made by Jim Denker



Nigel selected a box turned by absent member Sid Katz



Wayne Miller holds up a wine bottle stopper and corkscrew drawn for Sid made by absent member Bob Glynn



Jeff Keller holds a natural edge Cherry burl box with a lid and finial from a darker wood drawn for Bob Glynn made by Bob Allen



Bob Allen has a small bird house ornament turned by Charlie Rosen



Charlie Rosen is holding a spoon carved by Wally Kemp




Wally has a lidded box turned by Steve Wiseman



Steve Wiseman is holding a ratchet noisemaker made by Emilio Iannuccillo



Emilio has a segmented ornament turned by Ian Manley



Ben is holding a table display with an artificial arrangement turned by Jeff



Ian is holding a bowl turned by Skip Brown



Skip has a natural edge bowl turned the night before by John Voloudakis



John has a paper towel holder turned by Michael Veno



Jeff Keller holds a segmented box turned by Ben Natale

Some pictures from the November hands-on




Bob Sutter and Tim Keating



David Rice and Judy Goodwin



Sidney Katz



Ben Natale

Coming events and shows

Holiday Sale exhibit at the South Shore Audubon Society headquarters beginning with an Open House Saturday December 1st. from 10 am until 3pm. Set up there is the week of November 26th, Monday through Friday from 9:00 am until 4:00 pm. The exhibit will run through Saturday December 22nd. Things may be picked up then from 10 am until 3 pm.-Jeff

Demo Day- January 26, 2013 - there will be six demonstrations that will be an hour in length with a break in the middle for lunch. There will be no hands on the following Sunday. The fee is \$25.to attend with lunch included.

James Library Reception- February 1, 2013 (Friday) from 6:00-8:00. Set up is Tuesday January 29th through Thursday January 31st. from 1:00-5:00 PM. Pick up is February 27th. Please include a list of items (and keep a copy for yourself). Wally is in charge of organizing, Louise Painter is in charge of food (or contact Jeff). David Ellsworth's demo at MSSW will be April 6th and 7th 2013.

Items for sale

Club store : We have CA glue 2 oz \$4, 8 oz \$12, 16oz \$21. Accelerator 2 oz spray \$3, 8 oz refill \$5. Debonder 2 oz \$3. Anchor seal \$15/gallon. Hats \$15. Sanding discs, Steve Worcester 2" \$2.50, 3" \$4/10 PAC, Klingspor 2" \$2.25, 3" \$3.25.
stevwsnm@aol.com Steve Wiseman

Most, if not all, of the items listed in the previous newsletters for sale are still available.