

AS THE WOOD TURNS

September 2014 - Issue number 202 – August 26, 2014 meeting minutes

Next hands On- September 13th from 10-12 noon at Hank's Dust Bowl. *We invite beginning turners to a learning opportunity at the next Hands On. This instruction will be one on one. Spindle or bowl turning techniques will be covered. Please reserve your lathe with David Rice at dergas5@aol.com.*



Visitors- Patrick Dwyer from Scituate (who joined). At the August meeting we added three more paid members to the group making a total of 73 members for 2014.


Steve announced that there is \$2608 in the treasury. He added that the club store now has hand holders for sanding for \$11.00 each.

Nigel also announced that the club will host Keith Gotchall on October 4th & 5th. On Saturday, the 4th he will demonstrate proper tool use. He will also have both spindle and bowl turning techniques and projects to show us. Time is from 9:00 am until 3:00 pm for \$35 per person and includes lunch. Sunday, the 5th is a hands on from 9:00 am until 3:30 pm and the fee is \$80. Per person sign up in advance with Dave Rice (dergas5@aol.com)

Charlie gave the Librarian report and said that the club is working on a DVD on woodturning projects. Rentals are slow.

2013 MSSW Officers

President- Nigel Howe
(508) 837-3394 nbhturnings@yahoo.com
Vice president Bob Allen
(781) 934-9583 trn3345@gmail.com
Treasurer Steve Wiseman
(508)-285-9394 stevwsmn@aol.com
Secretary Jeff Keller
(781) 878-7310 jkeller@nerej.com
Librarian Charles Rosen
(781) 848-6589 charlesrosen1@comcast.net
Web site: Webmaster : Tim Rix
rix.tim@gmail.com



Next Meeting

Tuesday, September 23, 2014 - at Hank's dust bowl at 409 Washington St., Abington, MA

Refreshments – by John Shooshan

Member Challenge – make an ornament – bird house, sea shell, ??

Demonstration – Fred Ayers on coring bowls using the OneWay System

Nigel announced that Ian had brought shells for sale to use in making Christmas ornaments for those interested.



Bylaws- Nigel said that he had updated his proposal for club bylaws to include dues reduced by 50% for members under 18 years of age, terms of office were to extend no more than four consecutive years in one position before a mandatory two year hiatus for officers (president, vice president, treasurer & secretary). Elections to be held at the November meeting for the coming year with those elected to assume their positions at the January meeting. The measure was voted on and passed by members present, signed by the current officers and is being sent to the AAW for their records.

Elections - elections will take place at the November 25th meeting for officers. The club will be electing new officers for the Vice President position as Bob Allen will be stepping down and also for secretary as Jeff Keller will also be stepping down. Members can also decide to make themselves available as candidates for the president and treasurer positions if they so desire and be voted upon.

News on upcoming shows-

December 6th at the South Shore Audubon Society open house we will set up in their kitchen area to do demonstrating on the lathe in addition to showing off items for sale in their downstairs area. They have offered to stay open Tuesday December 2nd. Until 7:00 pm to allow for members dropping off items for sale. Members can also drop off during the day that week but should not show up on Saturday the 6th and expect to be able to set up the day of the open house. The Society takes 25% of the sale price of an item as payment for allowing members the use of their facilities. You naturally will also need a list of numbered items to give them with your contact information and each item should have your name, price and corresponding item number on it to facilitate being paid when it is sold. The club will make up signs to advertise the event.

James Library, Norwell center- Craft show December 6th is the same day as the one at South Shore Audubon. If you plan to exhibit at both, you need to get stuff to Audubon early. We will also exhibit and sell at the James Library as a club in February as well. For the latter show, we will be limited to a total of 50-60 items which will be divided between the number of members participating. If you plan to take part, you must sign up in advance. See Nigel by 12/31. All items must be for sale.

Club symposium project- Members have been meeting at Andy Osborne's place to brainstorm ideas for a club challenge project for the 2105 symposium entry. There is room for additional members to participate in this as the group is still looking for ideas. The topic is "merging". If you want to participate, send Andy an email at simpnat@msn.com and he'll send you a list of proposals so far.

Demo Day - 2015 also represents another club Demo Day year. We want to move it from April to the second Saturday in March (March 14., 2015). In 2013, the club featured demos by members and a raffle and raised between \$2500 and \$2700. This will allow us to leave April open for a professional demo –date to be determined.

Summerfest in Brockton- We had a great spot for our booth at the High School in Brockton. With two lathes we turned all day but we couldn't keep up with making enough tops for kids. Going forward, members should donate some tops for future shows so we will have enough to make sure the kids that want a top are able to get one. Dusty remarked that Brockton was almost an information fest but that he took in \$190 for the day

Demonstration

Jim Silva spoke on "Considerations of Form in woodturning".

Jim provided a multipage handout to accompany his presentation. The handout will be available on our club website.



Some sections of the presentation:


- Consider the Form of the piece before turning
- Elements of form – function-proportion-curve-flow
- Form follows function
- Proportion & placement
- Blocking out before turning
- Rule of thirds
- Thompson triangle
- Element placement
- Curve – ex.Catenary curve
- Flow – how one blends one curve to the next

Challenge

The challenge was to make an off center turning



Ian Manley showed a mirror he made from offcenter turning from a Dennis Daudelin cutoff



Charlie McCarthy showed us his off center turning made on a faceplate. It is Oak with a Jacobean stain.

Show and Tell







Charlie McCarthy is holding a Cedar bowl finished w/Urethane. The wood was gotten at Lenny's chainsaw party.



Fred Ayers holds 2 spalted Maple bowls which he cored and showed a mouse he picked up in Crete made from Olive wood



Ian Manley showed a Sea Urchin ornament he stained purple made with Holly for contrast, a Starfish ornament, a Red Gum box w/Ebony finial, and finally a pen he turned using Red Gum burl w/medium CA glue finish.



Ken Lindgren holds an example of an early color design on a plate he turned when he was just starting to use coloring on his turned items. Ken showed two more recent colored turnings using a more complex mix of coloration techniques.



Steve Wiseman showed us three pieces turned from Ambrosia Maple from a recent Dedham chainsaw party



Bill Dooley holds a double natural edge Maple bowl



Wally Kemp showed us a sphere he turned from Cherry burl in 1991 which he made into a faced form



Ben Natale is holding a bug infested small cup he soaked with turpentine and linseed oil, and a group of several turned from Cherry, Sassafras w/natural edge, another natural edge, and in front one from Maple.



Sid Katz has an Oak burl dish. He used a reverse tenon and it warped. However he was able to straighten it.



Nigel Howe holds a large Ambrosia Maple bowl, Cherry burl from Bill Boyd. He was not sure how to cut it. He managed to salvage this piece and one other which he stained and wiped with Libron finishing oil. He also showed two lamps he bought the larger one with a magnetic base and a 30 inch gooseneck for \$60 on sale and they included the smaller Galaxy light with a switch.

Safety Suggestions – the club is still looking for your safety suggestions. Winner for this year will be chosen at our year end potluck and receive a gift certificate for \$30.00

Hands – on August 9, 2014



What is the best way to mount a burl



An exercise in use of the Skew




Exchanging ideas



Pockets of learning



Oops!



And at the end.....

Items For sale at the Club store : – contact stevwsmn@aol.com Steve Wiseman

CA GLUE; THIN, MEDIUM and THICK All are the SAME PRICE

2 Ounce \$4.00, 2 Ounce rubberized \$5.00, 8 Ounce \$12.00, 16 Ounce \$21.00

2 Ounce Accelerator Spray Bottle \$3.00, 8 Ounce Accelerator Refill \$5.00, 2 Ounce Debonder \$3.00

\$.50, Long nozzles –package \$.75, 2 Ounce empty bottles \$.75, 2 Ounce replacement caps

Epoxy 4 Ounce \$5.00

ANCHORSEAL - 2 Liter \$15.00, 1 Liter \$8.00, ½ Liter \$4.00

HATS - \$15.00

SANDING DISCS; 80 THROUGH 320 GRIT - 2" \$2.50, 3" \$3.50

1" Disc Holder \$7.50, 2" Disc Holder \$8.50, 3" Disc Holder \$10.00

2" Blue Disc Holder \$12.00, 3" Blue Disc Holder \$14.00

½" Soft Pad Extension \$2.50, Hand Held Disc Holder \$11.00

Bottle Stoppers \$3.00, Bottle Stopper Chuck \$5.00

Tee Shirts \$16.00 \$2.00 More for 2X and larger

Polo Shirts \$27.00 \$2.00 More for 2X and larger



Assorted Maple? tool handle blanks



Pen blanks

If you have any items sitting around that you no longer want, why not draw up a list and prepare some pictures that could be used in a forthcoming newsletter and on the club website? - items listed for sale in the newsletter or website will be reviewed after three months, or so, to determine if they should be removed on continued.