

# AS THE WOOD TURNS

**December 2014 - Issue number 205 –December 18, 2014** notes of our Christmas party

Next “hands-on” is Saturday January 17<sup>th</sup>, from 10-12 noon at Hank’s Dust Bowl. *We invite beginning turners to a learning opportunity at the Hands On for one on one instruction. Spindle or bowl turning techniques will be covered. Please reserve your lathe with David Rice at [dergas5@aol.com](mailto:dergas5@aol.com)*

In addition to our regular February “hands-on” (at a date to be determined at the January 27th meeting), an **Extra “Hands-on” February 7** is scheduled at Ian Manley’s shop - 379 Main St, Acushnet, Ma, 02743 @ 9.30am. *During this session Ian and Nigel will be showing how easy it is to fabricate a segmented ring and discuss the process of making a segmented bowl. Those attending will then get the chance to make a segmented ring of their own. Any member of the MSSW may attend and need only bring their interest, all materials will be provided. It would help us make sure we have enough material if anyone interested in attending can call Nigel at [508-837- 3394](tel:508-837-3394) or email*

*Nigel [nbhturnings@yahoo.com](mailto:nbhturnings@yahoo.com)*

**2015 Dues** are Due now and can be paid by going online and using PayPal, or just bringing the \$40 fee payment to the meeting January 27<sup>th</sup> and seeing Steve Wiseman.


December 16th marked the MSSW's annual holiday party at Hank's Dust Bowl. Members brought potluck dinner items and enjoyed the season's festivities. One of the evening's highlights was the Holiday Gift Exchange. Members reached into a large cardboard box and chose a string tied to a bag containing something made by another member. The fun began when the item was unwrapped and the recipient got to guess who created the gift. Pictured are the items from the box at the evening's end.



Holiday Gift Exchange

## 2015 MSSW Officers

**President-** Nigel Howe  
(508) 828-8463 [nbhturnings@yahoo.com](mailto:nbhturnings@yahoo.com)  
**Vice president** Bob Allen  
(781) 934-9583 [trn3345@gmail.com](mailto:trn3345@gmail.com)  
**Treasurer** Steve Wiseman  
(508)-285-9394 [stevwsmn@aol.com](mailto:stevwsmn@aol.com)  
**Secretary** Jeff Keller  
(781) 878-7310 [jkeller@nerej.com](mailto:jkeller@nerej.com)  
**Librarian** Charles Rosen  
(781) 848-6589 [charlesrosen1@comcast.net](mailto:charlesrosen1@comcast.net)  
**Web site :** Webmaster : Tim Rix  
[rix.tim@gmail.com](mailto:rix.tim@gmail.com)



**Next Meeting - Thursday, January 27, 2015** - at Hank’s dust bowl at 409 Washington St., Abington, MA at 7 pm

**Refreshments** – by Ed Kurkoski

**Member Challenge** – turn a chess peice


**Demo - Wayne Miller** will demonstrate “Simply Segmenting”



Tim holds a hollow form turned by Steve Wiseman



Nigel holds a tree ornament turned by Michael Veno



Jeff holds a bowl turned by Ken Lindgren



Dusty has a bowl turned by Dave Rice



Ken has a box turned by Pablo Gazmuri



Dave has a "bolt box" toothpick holder in Bocote by Jeff



Bill holds a bird house ornament by John Shooshan



Bob holds a "y" shaped turning by Bill Dooley



Paul is holding a pen made by Dan Manley



Mike Veno holds a pen turned by Bob Monaghan,



Norma Paterson has a bowl turned by Andy Osborne



Andy holds a Walnut bowl tuned by Paul O'Neill





Pablo has a necklace made by  
Dusty



Ian picked a box made by Bob  
Allen from Oak burl with a  
Macassar Ebony lid




Cary holds a bowl turned and dyed  
by Nigel



John holds a Black Walnut bowl turned by  
Tim Rix



Steve has a bowl turned by Ian



Bob holds a bowl turned by Cary  
Johnson

### AAW Symposium Update

Enclosed is information on our AAW Symposium project From Andy Osborne -

*"We need as many members as possible to take part in the turning and construction of the items mentioned below. I will need to coordinate who is making what for obvious reasons. If you could contact me at the address at the end of this section by email, or by phone, or at the next meeting January 27th. We need to get cracking".*



*The following elements need to be constructed for the project. To ensure that the elements fit together, both physically and visually the dimensions listed after each element should be used. The platform for the project is 30" W x 72" L, intended to fit on a standard sized table at the Symposium*

#### Rail track

Ring for rail bed 28" o/s diameter, ring width 2-1/2"  
Rails 1/8"-3/16" wide  
Distance between rails (inside edge to inside edge) 3/4"

#### Rail Cars

Box car, tanker, hopper, flat bed, caboose, other? (1 of each)  
Length 5-7", Width 1-7/8", Height 2-7/8", Distance between wheels 3/4" (outside of wheel flange to outside of wheel flange). The visible contents of each of the cars should consist of raw materials or partially finished goods for manufacturing.

#### Steam locomotive (1)

Length 8", Width 1-7/8", Height 2-7/8" (the smokestack can be up to 3-1/4"), Distance between wheels 3/4" (outside of wheel flange to outside of wheel flange)

#### Trucks

(4), Length 2-1/2"-3-1/2", height 2"

### **Factory building**

18" wide x 24" deep. The longer side will run across the platform, i.e. the 30" dimension.  
Height 15", two stories with peaked roof or three stories with flat roof.

Smokestack(s) (2) one can come through the roof of the building and the other or both can rise from the base, approx 20"-24" height. The interior upper story and at least a portion of the lower story should be visually open so that we can display Finished Products.

**Landscaping.** Largely yet to be designed. Anyone interested? Let us know.

### **Finished Products**

Turned, carved, embellished items of all types, maximum dimensions are 1-1/2" x 1-1/2". These will be displayed inside the factory, on the conveyor belt, on the platform to the right of the factory and on the flatbed trucks. This will require dozens of items.

*Ideally two or three people would collaborate on the steam locomotive and different people would make each of the cars. Collaboration on the cars is certainly welcome. Trees and Finished Products (to be displayed on the platform and inside the factory) are be contributed by many different club members.*

*Please bring whatever you are working on, in process or complete, to the January club meeting. This will help to keep all of us in sync with what we are making. We are aiming to have the entire project complete by May for the June Symposium. Odd as it may seem at present, time is realistically short.*

*The goal is to have as many members of the club as may be interested participate in the Project. It is a collaborative project, after all. Make chips!*

**Please contact Andy Osborne ([abeadeddragon@yahoo.com](mailto:abeadeddragon@yahoo.com), 781-254-1968) and leave your name, phone # and email address, if you are interested in working on the factory, steam locomotive or rail cars so that like interests can be matched.**

**Woodcraft of Walpole** wants our club to hold a demo on woodturning on Saturday and Sunday (January 17, and 18). Hours are 9-6 Saturday and Sunday. Interested parties should let Nigel know they wish to participate.

### **South Shore Audubon Society Holiday Sale- December 6th**



John Shooshan and Steve Wiseman demonstrated in the kitchen turning tops and other items to an interested audience.



The chips flew

Dooley said he thought Audubon was good. He sold a large bowl to one person and Steve said he saw some stickers there on certain items.



## James Library Craft Show – December 6th



The James Library Holiday Craft Show on December 6<sup>th</sup> was good. Four of us exhibited, Lenny Mandeville, Steve Wiseman, Andy Osborne and yours truly sold items grossing around \$850 or so. Business was brisk on all three levels of the library.

**James Library, Norwell center - February 2015** - Our show at the James Library begins with the reception on Friday, February 6th from 6:00 to 8:00 pm in the basement of the library and will end on March 4th. That means that Lisa will need all turned items to be delivered to the library by Thursday, February 5th. During the week they are open from 1:00 to 5:00 in the afternoon located at 24 West Street, Norwell center. We are limited to 50 items. Lisa said she would like to have hanging wall displays as well as turned items on a table or shelf. She suggested a theme would be desirable such as the one we had on tops last year. (We could also have tops again for this year). We will supply the wine and cheese and crackers they will provide a table for food and drink as they did last year for the reception. All items must be for sale. Lisa will need a list of items submitted by the turner with prices and contact info. The library will take 25% of the sale price.


**Peabody Essex Museum** – On view February 21, 2015 to June 21, 2015 “**Audacious: The Fine Art of Wood from the Montalto Bohlen Collection**” - opening day on Saturday, February 21st. will feature demonstrations in the Atrium from 1:00 to 2:30 by Binh Pho (Painting & Piercing), Ron Gerton (Hollowing a Wood Vessel) and Stuart Mortimer (Triple Twist on a Stem)

The "**Totally Turning 2015**" craft show will again take place Saturday & Sunday March 28th and 29th in Saratoga Springs, New York at the Saratoga Hilton Hotel. It will be held concurrently with the Annual Woodworkers Showcase. Included are several demonstrators, an instant gallery where you can display your items and have them critiqued and a trade show with items for sale. You can visit their website and download registration forms at [www.totallyturning.com](http://www.totallyturning.com).

**Guild of New Hampshire Woodworkers** is holding its 8<sup>th</sup> Woodturning Symposium on May 9<sup>th</sup>, 2015 at the Pinkerton Academy in Derry, New Hampshire. <http://www.gnhw.org/> has some initial information about the upcoming Symposium.

**Safety Suggestions** – the club is still looking for your safety suggestions. Winner for this year will be chosen at our year end potluck and receive a gift certificate for \$30.00

AAW Symposium raffle” for MSSW members:



The winning raffle ticket will be drawn at the April meeting. Raffle tickets are available for \$10 each and you can buy as many as you want. 13 have been sold as of the meeting. The winner will get a check for \$325 which will equal the registration for the symposium in Pittsburgh, Pennsylvania. The winner of the raffle is not obliged to go to the Symposium. See Dave Rice for tickets.

### Hands on December 13, 2014



Peter Soltz hollows a bowl as (l-r) Ken Whiting, Ronald Reynolds, and Nigel Howe look on



Peter and Steve Wiseman discuss sharpening



Pictured (l-r) are John Duggan, Carl Alboro, Nigel, Peter Soltz, and Ronald Reynolds.



Paul O'Neill stands with Lenny Mandeville

Both Ronald Reynolds and Carl Alboro were guests at the hands-on session

**Items For sale at the Club store :** – contact [stevwsmn@aol.com](mailto:stevwsmn@aol.com) Steve Wiseman

**CA GLUE; THIN, MEDIUM and THICK All are the SAME PRICE**

2 Ounce \$4.00, 2 Ounce rubberized \$5.00, 8 Ounce \$12.00, 16 Ounce \$21.00

2 Ounce Accelerator Spray Bottle \$3.00, 8 Ounce Accelerator Refill \$5.00, 2 Ounce Debonder \$3.00

\$.50, Long nozzles –package \$.75, 2 Ounce empty bottles \$.75, 2 Ounce replacement caps



**Epoxy** 4 Ounce \$5.00 **ANCHORSEAL** - 2 Liter \$15.00, 1 Liter \$8.00, ½ Liter \$4.00 **HATS** - \$15.00  
**SANDING DISCS; 80 THROUGH 320 GRIT** - 2" \$2.50, 3" \$3.50  
 1" Disc Holder \$7.50, 2" Disc Holder \$8.50, 3" Disc Holder \$10.00  
 2" Blue Disc Holder \$12.00, 3" Blue Disc Holder \$14.00  
 ½" Soft Pad Extension \$2.50, Hand Held Disc Holder \$11.00  
 Bottle Stoppers \$3.00, Bottle Stopper Chuck \$5.00  
 Tee Shirts \$16.00 \$2.00 More for 2X and larger Polo Shirts \$27.00 \$2.00 More for 2X and larger




Assorted Maple? tool handle blanks



Pen blanks

**Delta lathe model No. 46-541P** for sale purchased new in 1994. It is a variable speed gap bed lathe with an indexing head. Comes with Nova chuck, drill chuck and other tooling. Capable of outboard turning and with a stand for a steady rest for outboard turning that can go with it.

Price: \$1200. Phone [508-669-5245](tel:508-669-5245). e-mail: [glenn@woodjoytools.com](mailto:glenn@woodjoytools.com)



*If you have any items sitting around that you no longer want, why not draw up a list and prepare some pictures that could be used in a forthcoming newsletter and on the club website? - items listed for sale in the newsletter or website will be reviewed after three months, or so, to determine if they should be removed on continued.*