



# AS THE WOOD TURNS

August, 2020

ISSUE 269

## MSSW OFFICERS

### President

Joe Centorino  
(617) 529-4997  
jcentorino@verizon.net

### Vice president

Len Langevin  
(508)-789-4211  
lennysminiatures@gmail.com

### Treasurer

Charlie McCarthy  
(781) 953-4368  
chasmcca@msn.com

### Secretary

Kevin Mulligan  
(508) 954-9346  
Kevin.mulligan55@yahoo.com

### Librarian

Lenny Mandeville  
(508) 586-7679  
manleo@comcast.net

### Webmaster

Tim Rix  
(617)-259-5618  
rix.tim@gmail.com

### Store Supplies

Ron Reynolds  
(508) 697-3927  
reynoldsrn@comcast.net

### Newsletter Design & Publication:

Jeff Keller / jkeller@nerej.com  
David Linskey / dlinskey@aol.com

## MINUTES

*These are the minutes of the monthly meeting, held online July 28th, 2020*



A seesaw constructed by Peter Soltz for his grandchildren.

- ◆ The Arboretum woodturning exhibit is cancelled for this year.
- ◆ Len Langevin said that when he called Pilgrim Hall, voicemail says the best way to reach the director is through sending an email. Len said he has sent a couple of them with no response so far.
- ◆ Charlie- We have 78 members paid and \$6432. on account.
- ◆ Len M.- said the library is stable, nothing new to report.
- ◆ Pablo- Said he encourages people to use facetime , they can learn a lot. He remarked that for the last Hands On we had 6-8 people in person attend. The video equipment was being set up and "we'll get better with the Zoom portion".
- ◆ Joe said, "I'm going to devote my time to being the producer".
- ◆ Bob Allen said he was working on programs for turning bowls, platters and hollow forms. He said he has selected Trent Bosch for a demo on embellishing a bowl and we will view it either the

## Next Meeting

**Tuesday, August 25, 2020**

Virtual Meeting Hosted by  
ZOOM @ 7PM

### Demo

Turning a Lidded Box  
by Steve Wiseman

## New Members

Jesse Medeiros

### Guests

Phil Cyr

## UPCOMING EVENTS

### CLUB MEETINGS

#### Mayflower 400

This event has been postponed from this September unit September of next year. More details will follow as we get them

#### Brockton Fair

Cancelled for this year

Due to COVID-19, There are no events taking place before Labor Day

third week of August or the second / third week in September.


- ◆ Bob Allen announced that the basic cost of a professional video has gone up. It is now \$4-600. He said he was hopeful to finalize everything shortly.
- ◆ Joe welcomed back Ron to running the club store. Items have been moved back into the Dust Bowl. Members can go there and then call with a credit card to Ron afterwards.
- ◆ Allen Ganser asked if there was a list for what items were in the store. Ron replied that the list appears in the newsletter.
- ◆ Joe asked for a round of applause for Tim and his work on the website which Tim acknowledged and said, "I hope members take advantage of the member profile there."
- ◆ Marc Snyder announced logo survey results. He said the letters (of the logo) don't print well. Should we stick with the original? Most agreed it was good to preserve parts. Joe said that he and David will work on it.

## Demo


### Olive Picks *by Lenny Langevin*

These are long thin turnings. I used maple. But you can make tenons any size using a Beall Collet Chuck. Turn a spindle with a 5/8 inch hole. Add a hose clamp. Don't try to turn just one, try doing 12, it gets easier. I am using almost the maximum lathe speed. I am using a round nose scraper. This can be done with larger turning tools as well as smaller ones.. The gauge is set at 3/32 of an inch. Next sand the end. Next go further to the side. I want to tape 3 inches. Cindy Drozda

did this at the virtual symposium. Hard tight wood grain works much better for this. Finish the head using the long point of the stock and sand. I finish it with friction polish.



Though not from the demo, these olives and pickers are examples turned by Joe Centerino



Though not from the demo, these olives and pickers are examples turned by Joe Centerino

# Mentor List

Ron Beland	beels134@gmail.com 617-651-6186
Joe Centorino	jcentorino@verizon.net
Pablo Gazmuri	pgazmuri@comcast.net 781-690-7600
Jeff Keller	jkeller@nerej.com 781-878-7310
Lenny Langevin	lennyminiatures@gamil.com
Ken Lindgren	kenlindgren@norwoodlight.com
Ian Manley	ihmserv@comcast.net 508-272-5763
Charles McCarthy	chasmcca@msn.com
Wayne Miller	wayne33@pzturn.com
Kevin Mulligan	kevin.mulligan55@yahoo.com
Andy Osborne	simpnat@msn.com
Ron Reynolds	reynoldsron@comcast.net
John Voloudakis j	ohn.voloudakis@gmail.com
Steven Weisman	stevwsmn@aol.com 774-265-5243

Any member wishing to update their MSSWT membership information on our database please contact Kevin Mulligan  
[kevin.mulligan55@yahoo.com](mailto:kevin.mulligan55@yahoo.com).

The information now includes email address, phone, AAW membership status and payment status regarding MMWT annual dues.

All personal information will be kept confidential and will only be used for club activities as needed

## WHAT TO WEAR

### More from the Store

Caps	\$15.00
Tee Shirts	\$16.00
2X Tee Shirts	\$18.00
Polo Shirt	\$27.00
2X Polo Shirt	\$29.00

## MEMBER STORE

### GLUES

Description	Price
2 oz. CA	\$4.50
2 OZ. Rubberized	\$6.00
8 oz. CA	\$13.00
16 oz. CA	\$23.00
2 oz. Accelerator (spray bottle)	\$3.50
8 oz. Accelerator Refill	\$5.75
2 oz. De-Bonder	\$3.25
4 oz. Epoxy	\$6.00
2 oz. Replacement Caps	\$0.50
Long nozzles	\$0.75
2 oz. Empty Bottles	\$0.75
Yorkshire Grit	\$10.00

### ANCHORSEAL

Description	Price
Large (approx. 1 gallon)	\$16.00
Medium (approx., 1/2 gallon)	\$9.00
Small (approx. 1 quart)	\$5.00

### SANDING DISKS

Description	Price
2"	\$3.50
3"	\$4.50
2-2/14" Scollap	\$10.00
2" or 3" Replacement H&L	\$0.50
2" Holder	\$10.50
3" Holder	\$12.50
2" Blue Holder	\$14.50
3" Blue Holder	\$16.50
1/2" Soft Interface Pad Extension	\$5.50
3" Hany Sander	\$8.50
Sanding Taco	\$4.50
2" or 3" Hand Help Hold-er (Kidney Shape)	\$12.50
3" Lambswool Buff	\$9.00



# Wood, Wood, Wood...

The club received a donation of White Oak from Adam Whitmore (a log-length wood



dealer in Bridgewater). I was able to pick up a couple of logs last week, (24" diameter x 3' & 5' long and very heavy. Sonny Tice helped me unload it at the Dustbowl. On Saturday, the 8th, after the Hands-On Mark Snyder and Ed O'Riordan helped Sonny and me cut up the Oak. Pictures courtesy of Mark Snyder.

Additionally, the club has



some new wood available behind the dust bowl, some good sized Ash (*Thanks Jeff Keller and Ken Whiting*)



# SHOW & TELL



Here, Kevin displayed a bowl 14—15 inches wide turned from a cherry burl.



Kevin's bowl shows the bottom of the bowl which the Arboretum added a metal ID tag.



Kevin Mulligan presented a thin walled bowl turned from Elm.



Kevin presented this thin vase turned from Barbary wood obtained from the arboretum.



Kevin turned a hollow form turned from apple wood. It features a surround at the top in walnut with an ebony finial.



Wayne Miller presented this rather amazing segmented oak bowl he assembled and turned. Part of the glue-up is spectro glide glue



Kevin Lindgren presented this piece turned from wood obtained from Michael Veno. He left it in its natural crotch shape and added a "Blue River" of epoxy running through the wood.



Kevin Lindgren's piece viewed from the underside. The bark inclusion is much wider on this side.





Charlie McCarthy presented a long thin stemmed goblet turned in spalted maple. He hollowed the cup first and finished it with friction polish.



Charlie also turned this goblet from spalted maple. The top of the goblet has the application of some thick red adhesive with RAYON fibers. Charlie says "They feel like suede".



This image shows the thin stemmed goblet mounted on the lathe after the cup was hollowed. Charlie used a steady rest, a clothes pin, to secure it along with the padding he added to hold the base.




Jeynaba turned this natural edge bowl from wood called MEAANTREE. She says it is her favorite wood.



Jeynaba presented this second MEAANTREE bowl she turned



Jeynaba presented these two pens, Brazil wood on the left and teak on the right.



Jeynaba's nicely grained platter still mounted on the lathe.





Lenny Langevin presented this ambrosia olog form 12-13" vase he turned and finished with friction polish. (it is not bleached)



Lenny Mandeville presented his replica of a civil war canteen.



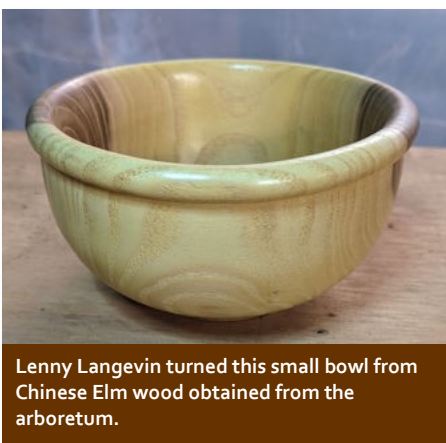
Lenny Langevin Presented a Hollow form vase in Walnut that he turned.



Picture caption



Lenny Langevin presented this cylinder vase turned from Spalted Maple



Lenny Langevin turned this small bowl from Chinese Elm wood obtained from the arboretum.



Lenny Langevin turned this birdbath from Mahogany wood he obtained from Joe Freshette for the bath at top and the base. The bath, the dish, is 20 inches in diameter and turned outboard on the lathe. The pedestal is walnut. The entire unit is finished with linseed oil



Lenny Langevin presented this small red bud spalted cup and lid. He added a small coin, a token, which makes up the bottom of the cup.





Peter Soltz presented this Hollow form he turned. It is loaded with lots of punky stuff and CA glue.



Pictured here is the underside of a bowl signed by Peter Soltz.




Peter Soltz presented this natural edge silver birch bowl. He says this wood made it tough to turn.



Steve Wiseman presented this small bowl he turned from box elder. He used epoxy resin



Peter Soltz presented this natural edge Walnut bowl .



Peter's two natural edge bowls nested for display .



Pictured here is another bowl turned by Steve Wiseman and turned from box elder.



A seesaw constructed by Peter Soltz for his grandchildren





Marc Snyder presented this cherry burl bowl he turned.



Marc Snyder presented two bowls turned from Birch he secured from behind the dust bowl.



Marc Snyder's "Piece de Resistance", a cherry burl bowl filled with greens for a table setting.



Marc Snyder turned this hollow form from spalted maple.



Marc Snyder turned this spalted maple bowl. Nice figure!



Marc Snyder turned this bowl from Ambrosia Maple and finished with friction polish.



Marc Snyder presented this burl bowl with a knot hole.



Andy Osborne turned this bowl of either Ash or Cherry. He dyed the outside and removed the center. It is finished with polyurethane



Andy Osborne presented a lidded Ash bowl he turned. It is glued onto a piece of rosewood. The finial is turned from ebony and the base is maple dyed black. The dragonfly was burned in.



Andy turned this natural edge Ash vase with vertical lines which were applied with a vertical router and filled with inlay.





Joe Centorino presented a small arched bowl. He turned it after being inspired by watching Craig Timmerman's video of turning an arched shape with a small bowl.



I side view of Joe's Arched Bowl



Lenny Mandeville turned this box with a bark inclusion.



Lenny Mandeville presented this segmented vase tha came with a little help from Wayne Miller. Lenny says this is his first one.



Lenny Mandeville presented this lidded box he turned. He added a medallion he got in New Bedford.

## Club Appreciation

I would like to thank Charter MSSW Member Albert Vandam for his recent donation of turning and sharpening accessories. Albert, who resides in Scituate, MA, was the first Club Secretary and contacted me when he was clearing out some items from his shop. He donated these items to the club to benefit members who may not have the funds to purchase them. The Powermatic tool rest is brand-new originally acquired from a local school. The Sorby fine detail spindle turning set is also new. The other items are used but in good condition. I believe we will be able to put them to good



Albert Vandam, Charter Member of MSSW and first Secretary

use. He is still a very active woodturner and willing to mentor beginning woodturners. I wouldn't be surprised to see him at some fu-



PCC 2000 Collet Chuck



ture in-person hands-on at the Dust-bowl.

A special thanks also to Sonny Tice who helped pickup the equipment and transport it to the Dust-bowl.

\*Not pictured is a set of Great Neck carbon steel gouges that will be useful for learning sharpening techniques using the Tormek and Wissota systems as carbon steel tools should not be sharpened on the club grinder equipped with CBN wheels.



POWERMATIC Outboard Stanchion with 6\"/>



SORBY Fine Detail Spindle gouge set



TORMEK sharpening system.



TORMEK Trueing tool, Jig and accessories



TORMEK Grinding tool and Accessories



PCC 2000 Collet Checuk



WISSOTA E-7L 1/2 hp Grinder