



AS THE WOOD TURNS

October, 2020

ISSUE 271

MSSW OFFICERS

President

Joe Centorino
(617) 529-4997
jcentorino@verizon.net

Vice president

Len Langevin
(508)-789-4211
lennysminiatures@gmail.com

Treasurer

Charlie McCarthy
(781) 953-4368
chasmcca@msn.com

Secretary

Kevin Mulligan
(508) 954-9346
Kevin.mulligan55@yahoo.com

Librarian

Lenny Mandeville
(508) 586-7679
manleo@comcast.net

Webmaster

Tim Rix
(617)-259-5618
rix.tim@gmail.com

Store Supplies

Ron Reynolds
(508) 697-3927
reynoldsrn@comcast.net

Newsletter Design & Publication:

Jeff Keller / jkeller@nerej.com
David Linskey / dlinskey@aol.com



Pictured from left to right, Marc Snyder, Jim Briggs, Michael Waddell, Ed O'Riordan and Sonny Tice.
Photo by Joe Centorino

MINUTES

These are the minutes of the monthly meeting, held online September 22, 2020

- ◆ Charlie said the Woodturners World-wide Symposium takes place September 24th through 26th. He said they had 628 people viewing mini demos on the 22nd. They will have networking online. You can get five minutes with a professional woodturner. There will be demos available afterwards for thirty days. There is also a live vendor area open this week
- ◆ wood sold but turners will be expected to make a donation.
- ◆ There is no Christmas party this year but it would be nice to have something.
- ◆ Arboretum- Joe told us that tomorrow he and a couple of others will go to the Arnold Arboretum to pick up wood and bring it back to the Dustbowl. He said he will make a list to send out to members of the different types they get. For safety's sake he said to contact him before going to pickup any wood. Some pieces are large and heavy. The Arboretum online exhibition deadline is Friday, September 25th by 5:00 pm. Photos may be submitted by Saturday October 2nd. The online gallery will offer pieces for sale. The latter will be handled by the individual turner. There is no fixed commission on

Next Meeting

Tuesday, October 27, 2020

Virtual Meeting Hosted by
ZOOM @ 7PM

Hands-On

Tuesday November 3, 2020
7:00PM-9:00PM

Saturday November 21, 2020
9:00AM-12:00PM

Tuesday December 1, 2020
7:00PM-9:00PM

Saturday December 19, 2020
9:00AM-12:00PM

New Members

Guests

Linda Napi from Plymouth

She said she is a novice up from Florida turning pens, bottle stoppers and has taken a class on turning bowls

Mike Weintraub from Medfield

He took a class from Ken Lindgren

UPCOMING EVENTS

CLUB MEETINGS

Hands-On

Tuesday, October 6, 2020

7:00PM-9:00PM

Saturday, October 17, 2020

9:00AM-12:00PM

Tuesday November 3, 2020

7:00PM-9:00PM

Saturday November 21, 2020

9:00AM-12:00PM

Tuesday December 1, 2020

7:00PM-9:00PM

Saturday December 19, 2020

9:00AM-12:00PM

- ◆ Len Langevin said he hadn't heard from the guy named curator at Pilgrim Hall in Plymouth.
- ◆ Charlie said we have \$2400 on account. He added that "Now we can send you an invoice which you can remit through PayPal."
- ◆ Joe mentioned the club library has books and video DVDs available to members. There is a \$1.00 fee for books and a \$2.00 fee for DVDs. You can send Lenny Mandeville a request for a DVD, Magazine, or book that we don't have and the club will buy it. (manleo@comcast.net)
- ◆ Bob Scott asked about logging on to the website. Joe replied, "Go to the site, sign in by putting in your user name."
- ◆ Mentoring, Joe suggested a second Hands On so there will be two each month. The new one will take place Tuesday night (first Tuesday of the month) from 7-9:00 pm Wayne will hold Zoom sessions either Tuesday or Saturday. If Wayne is unavailable Ian, Mike Waddell and Charlie McCarthy volunteered to take over Zoom duties.
- ◆ Horace asked if members could pick up wood at these times. Joe replied yes, but to call him in advance. Also remember to coordinate the Hands On sessions through Pablo.
- ◆ Bob Allen said he's working on another demo presenter with options on three different turners similar to the one recently presented by Trent Bosch. Target date will be the first week in November. Possible topic is Embellishment at the beginners level.
- ◆ Ron told us he spent a bunch of money on adhesives and that the club has everything in stock.
- ◆ Marc Snyder asked about club logo updates. Joe said he is waiting to hear back from David Linskey.
- ◆ Bob Monaghan said he will get a club trailer update as well. Joe asked about how much it will cost for the trailer to be wrapped.
- ◆ Joe told us Michael Veno wants to know how many members will be needing his bowls to use for experimenting with finishes. The bowls will have tenons on the bottom and will be turned from the same slabs of maple and cherry.
- ◆ David Rice- Ideas for charitable giving-
 - ◆ What has been done in the past: (I like #4)
 - ◆ Birdhouses - South Shore Plaza
 - ◆ NE Home For Wanderers
 - ◆ Pens for the military - Woodcraft?
 - ◆ \$\$ donations in memory to AAW
 - ◆ Sponsored Beth Ireland
 - ◆ Also the club has never returned a request to give. We should formalize the process because we are a larger club now. Things we have in the club are money and the ability to turn.
 - ◆ Members should always bring forward any monetary needs they are aware of to the attention of the club president
- ◆ **1. The AAW**

The AAW has a program to collect no longer needed tools which they donate. David reached out recently to the AAW about this and the following is their response-

"Right now we aren't collecting tools. Previously tools were collected and repaired / sharpened by a Minnesota chapter and then given out to needy groups through a grant. Schools and chapters could apply for the grants. This program was discontinued in 2018 for lack of tools I believe. They were usually collected at our symposium.

If you have tools to donate, keep them awhile longer if you can. As our world opens up again, it is possible that a cool near you could use them. Thanks for asking." - Jane Charbonneau, administrative assistant, AAW
- ◆ **2.- Beads of Courage**

being researched by Joe?
- ◆ **3.- Empty Bowls**

Each year at the AAW International Symposium AAW members create and donate woodturned bowls (and other turned items) which are sold in the Symposium's Instant Gallery to raise money for selected nonprofit organizations in the city hosting the symposium. Large or small, each bowl costs only \$25.00 and the pro-

ceeds from the sale benefits the non-profit. Recent AAW Symposiums have donated the proceeds of Empty Bowl sales to the following local charities: Special Olympics of Wake County (Raleigh, North Carolina), Meals on Wheels People of Portland, Variety of the Children's Charity of Kansas City, Variety of the Chil-

dren's Charity of Georgia, Variety of the Children's Charity of Pittsburgh, and Seeds for Autism, Phoenix.

♦ 4.- We are all woodturners

There are always many non profit gift shops that can help.

My proposal is that we donate one turned item to these shops. They

Mentor List

Ron Beland	beels134@gmail.com 617-651-6186
Joe Centorino	jcentorino@verizon.net
Pablo Gazmuri	pgazmuri@comcast.net 781-690-7600
Jeff Keller	jkeller@nerej.com 781-878-7310
Lenny Langevin	lennyminiatures@gmail.com
Ken Lindgren	kenlindgren@norwoodlight.com
Ian Manley	ihmserv@comcast.net 508-272-5763
Charles McCarthy	chasmcca@msn.com
Wayne Miller	wayne33@pztturn.com
Kevin Mulligan	kevin.mulligan55@yahoo.com
Andy Osborne	simpnat@msn.com
Ron Reynolds	reynoldsron@comcast.net
Albert Vandam	arvandam42@gmail.com
John Voloudakis j	ohn.voloudakis@gmail.com
Steven Weisman	steywsmn@aol.com 774-265-5243

Any member wishing to update their MSSWT membership information on our database please contact
Kevin Mulligan
kevin.mulligan55@yahoo.com.

The information now includes email address, phone, AAW membership status and payment status regarding MMWT annual dues.

All personal information will be kept confidential and will only be used for club activities as needed

WHAT TO WEAR

More from the Store

Caps	\$15.00
Tee Shirts	\$16.00
2X Tee Shirts	\$18.00
Polo Shirt	\$27.00
2X Polo Shirt	\$29.00

MEMBER STORE

GLUES

Description	Price
2 oz. CA	\$4.50
2 OZ. Rubberized	\$6.00
8 oz. CA	\$13.00
16 oz. CA	\$23.00
2 oz. Accelerator (spray bottle)	\$3.50
8 oz. Accelerator Refill	\$5.75
2 oz. De-Bonder	\$3.25
4 oz. Epoxy	\$6.00
2 oz. Replacement Caps	\$0.50
Long nozzles	\$0.75
2 oz. Empty Bottles	\$0.75
Yorkshire Grit	\$10.00

ANCHORSEAL

Description	Price
Large (approx. 1 gallon)	\$16.00
Medium (approx., 1/2 gallon)	\$9.00
Small (approx. 1 quart)	\$5.00

SANDING DISKS

Description	Price
2"	\$3.50
3"	\$4.50
2-2/14" Scollap	\$10.00
2" or 3" Replacement H&L	\$0.50
2" Holder	\$10.50
3" Holder	\$12.50
2" Blue Holder	\$14.50
3" Blue Holder	\$16.50
1/2" Soft Interface Pad Extension	\$5.50
3" Hany Sander	\$8.50
Sanding Taco	\$4.50
2" or 3" Hand Help Holder (Kidney Shape)	\$12.50
3" Lambswool Buff	\$9.00

will be given the item to sell and keep all of the proceeds. The item would have our logo, the type of wood and the turner's name. A cover letter to the shop would have a short statement on who we are along with a suggested value.

The type of nonprofit could be varied, Mass. Audubon, trustees, hospitals, etc. What else? Historical societies with gift shops would be another good outlet. For instance if an item is turned from a piece of wood cut in their town, we could offer them a chance to sell it.

- ◆ Dave is looking for input from members on any other ideas we could do. We'd just like to funnel things through the club so as to keep track and organized. Anyone who would wish to present a donation of their choice to an individual could do so. Otherwise the club could handle the presentation.
- ◆ Club Equipment Loan Program- Joe mentioned that Albert VanDamm gave
- ◆ Liability?- Andy Osborne streamlined a waiver available on the club website. Items include a variable speed mini lathe, a RIKON mini lathe, a pneumatic Outrigger tool rest for turning large pieces.
- ◆ Peter mentioned, "I have a POULIN chainsaw which needs carburetor work, get in touch with me and it is yours".
- ◆ Wayne said, "I have several home-made vacuum chucks for platters and bowls. They take a one inch by 8 spindle size. Call me if you want one".
- ◆ Bill Cyr- "I'm trying to identify a tree on my property as a Bradford

Pear". Mike Waddell said, "I use plant.net on my phone".

- ◆ Glenn asked, "How do we get photos to you for the Arboretum show?" Joe replied, "You email them to me".
- ◆ Bob Allen that Beads of Courage has proportion sizes and could they be posted on our website? Joe replied that they are on the AAW website.
- ◆ Len Langevin said "I have a pile of hand tools I don't want and I will bring them to the next Hands On"
- ◆ Wayne said, "I was at Woodcraft and I forgot to ask about their driveway sale". Steve said he would find out.
- ◆ Regarding the Trent Bosch video, Joe said, "You could really get up close and see what was going on>" Glenn added, "I liked the lighting; I could see the angle of the bevel on the wood".

Show & Tell

These are the pieces presented by our members at the September Meeting.



One of the 3 views of Bill Cyr's Ash bowls, turned from wood pile behind the dustbowl



Second of the 3 views of Bill Cyr's Ash bowls, turned from wood pile behind the dustbowl



Thrid of the 3 views of Bill Cyr's Ash bowls, turned from wood pile behind the dustbowl



Steve showed us these two boxes turned from box elder on the left and African Blackwood on the right. He sanded them to 800 grit and used a wax finish. He mentioned that turning the African blackwood was "like turning a rock".



Jim Briggs turned a box with a pointed top for the club challenge. It has a light colored body with a red finial and is 6" high. Incised lines conceal where the top joins the body.



Pictured is a white oak bowl turned by Ed O'Riordan measuring 9 1/2" across by 6" tall. Ed used a solution of vinegar with steel



Pictured are four views of the process involved in turning Charlie McCarthy's "Lost Wood Goblet". This view is the glue up process where Charlie used newspaper between sections of the spalted maple wood matched with the with a blank of poplar in the middle to be removed at a later stage.



Charlie then proceeded to turn the goblet on the lathe leaving it thick.



Next, he removed it from the lathe and separated the pieces by using a chisel



Mike Waddell took a class in Williamsburg, Virginia. Later he then was given some chokecherry by a neighbor which he mounted on the lathe.



Charlie re-mounted it on the lathe after glueing the remaining two halves back together. He turned just the stem round. It has a wipe-on Poly.



Ken showed us a large platter with surface embellishment. It measures 15" in diameter and 3/16" and the edge. The center is 1" thick. Ken used a reciprocating carver over a pattern drawn by pencil. He then used a woodburning tool to darken the valley and a blow torch for the high points. It is finished in urethane oil in the center. Ken used an acrylic water base finish for the lighter parts. It's stand was made from a bowl cut in half and notched mounted on a black base.



Pictured are two views of Mike Waddell's 6" bowl which he finished with mineral oil. after sanding with 400 grit sandpaper. He used some CA glue on the knot.



Pictured, is a maple burl bowl turned by Jeff Keller. It is finished with Wipe On Poly and Friction Polish, then buffed



Len Langevin was asked by a friend if he would turn some gift boxes for his son's wedding to hold cufflinks to give as presents to members of the wedding party.



The original request was for seven boxes but Lenny was inspired and managed to turn 34 instead.



In all he used 13 different kinds of wood for the boxes some of which are pictured here.



They are around 3" in diameter with a snug fit. Len consulted a few books for patterns.



He related that he was so enthused, that he couldn't wait to rush downstairs to his shop each morning to continue turning.



Pablo Gazmuri Presented this natural edge lidded box as one of two boxes turned for the club challenge



Pablo's second turned box for the club challenge. A lidded box from glued up Mahogany(?)



is an 11" cedar bowl with a natural edge by Joe finished in lacquer. It was out of round.



Joe used friction polish and then walnut oil for the finish.




Another view of Pablo's natural edge lidded box. It has an ebony knob in ash or white oak



Another view of Pablo's lidded box with the interior incised lines in the lid



Pictured here and to the left are Joe Centorino's lidded box also in cedar. It has a decorative top and base.



Pictured, is a tri corner bowl turned from a 5" cube by Glen Sigmond. He glued up poplar, walnut and maple.



Glen Siegmann presented to us his "Chunk of Firewood", a spalted maple bowl with the rim a little thicker. It is 12" in diameter, he finished it with Libron Finishing Oil.



Another view of Glenn's "Chunk of Firewood"



1 of 2 views of Horace Luken's club challenge, a 3" by 6" lidded box. It had been a baseball bat reject so he cut off seven inches then turned and hollowed it.



These four views are of a burl and the resulting hollow-form bowl turned by Horace Lukens



The burl was obtained by Horace from Kevin Mulligan.



He used line decoration to conceal where the top joined the body. and finished it with three coats of tung oil.



Two views of the resulting hollow-form bowl with bark occlusions and natural turned by Horace




Horace used four coats of Antique Oil to finish it.



Andy Osborne turned this cherry platter an inch and a half deep. It has a 13" surface with embellishment. The rim was carved with a reciprocating carver then burned in the lines..



Andy Osborne presented an octagon shaped walnut platter. The lines were incised with a chisel before burning them. The rim was carved with a dremel with a rounded bit and then burned with a torch.



Pictured, is a vase by Any Osborne on the lathe secured with the use of a steady rest. It has a tenon to help attach it to the chuck. Hollowing was done with a dedicated tool rest. The advantage with this method is that the weight of the tool used is not heavy. Pictured in the background is a dryer vent hose using the vacuum system



Pictured here is a vase or hollow form turned by Wayne Miller. It was made from Arboretum wood 9" in height, black cherry obtained from Sid Katz two years ago. Segmented work has to be turned from dry wood only.



Pictured here will be a segmented lidded box when finished. It is turned from spalted apple and is 3" in diameter. Wayne Miller told us he had never turned a lidded box before



Pictured here is a combination of maple and padauk entitled, "Out For A Hike". A parent and child. Andy Osborne used yellow glue to attach the pieces together. He sanded a flat spot on each side and pinned them there also. Sides are 3/16 of an inch thick.




Wayne wants us to know that he can turn a non segmented bowl if he wants to. The example pictured is 11" in diameter. It was out of round before. Finished in lacquer



Pictured here is also a bowl not segmented. Wayne went to see the woman in Brookline who had all the wood. He mounted it on a screw chuck and had to coat the bottom with Alomalite. It is blue across the bottom and is finished with friction polish.

Chain Saw Party of September 26th, 2020



A recent Hands-On Saturday at the Dustbowl!

