
AS THE WOOD TURNS

March 2016 - Issue number 217

Next Hands On- Saturday, March 19th and April 16th at Hank's Dust Bowl 9:00-12:00 noon both days
We invite beginning turners to a learning opportunity at the Hands On for one on one instruction. Spindle or bowl turning techniques will be covered. Please reserve your lathe with Pablo Gazmuri @ pgazmuri@comcast.net

We are sad to learn that Charlie Rosen passed away Monday, February 22nd. at home with his family after a frustrating battle with illness. A long time member of the Massachusetts South Shore Woodturners reaching back to 1997, Charlie was an active member who held several positions in club leadership and responsibility. Charlie was an active participant in woodturning and represented the club at shows and demonstrated turning until standing up became difficult. He nevertheless continued turning at his lathe at home in Braintree and found a ready outlet for his peppermills and other woodturned objects. We will miss him.



Minutes of the February 23, 2016 meeting


The AAW is looking for "Beads of Courage" boxes. The turned boxes should be as large as possible. Recommended size is 6" in diameter by 5" in height. More information appears in the current AAW magazine, on the AAW website, and at the end of this newsletter.

DUES {\$40.00} are DUE –if you haven't paid for 2016, you can do so to Tim Rix at any club event or by using PayPal. If using the latter, please remember to include your name in the transaction. John Duggan announced that the club currently has \$2422.68 on account. He also said that a Kevin Ponton paid \$40 and we don't know who he is. Anyone with information please see John, Eileen, Tim or Steve.

The club still has some videos missing. If you have one, please call Lenny Mandeville and let him know (508-586-7679) or email him at manleo@comcast.net.

MSSW Officers

President- Steve Wiseman
(508)-285-9394 stevwsmn@aol.com
Vice president Eileen Walker
(781)-545-1978 eileenturnswood@gmail.com
Treasurer John Duggan
(508)-583-7930 john.duggan06@comcast.net
Secretary Tim Rix
(617)-259-5618 rix.tim@gmail.com
Librarian Lenny Mandeville
(508)-586-7679 manleo@comcast.net
Webmaster Eileen Walker
(781)-545-1978 eileenturnswood@gmail.com



Next Meeting

Tuesday, March 22, 2016 - at Hank's
dust bowl at 409 Washington St.,
Abington, MA at 7 pm

Refreshments – by Paul O'Neil

Demo - Turning Tops by Jeff Keller

Mark St. Leger will visit our group Saturday & Sunday, April 9th and 10th. It costs \$35 to attend Saturday (9:00 am to 3:30 pm both days) and \$80 for the Hands On Sunday. Lunch is included for the Saturday session. There will also be a raffle then.

April 23rd. the Cape Cod Woodturners will hold an all day session with six different rotations on turning. More info to come. They are in West Barnstable. One of the presenters is our own Nigel Howe.

Peter Soltz announced that the Home For Little Wanderers needs donated turned pieces to be auctioned off. Deadline to receive them is mid April. Could you bring any items to next month's meeting March 22nd. And see Peter?

Steve announced that our group has been accepted for the South Shore Arts Festival on Father's day weekend again this year. The cost of our booth has increased by \$100.00 but will be worth it.

The Maple Festival is Sunday March 13th from 10:00 to 4:00 pm at the South Shore Natural Science Center off Jacobs lane in Norwell. Bob Monaghan will be turning tops for the kids. Anyone else interested in participating? Set up is 9:00 am inside. We can sell items as well. A table will be provided.

The reception for the Fuller Craft Museum will be Sunday, March 13th from 2:00 5:00 pm. They have sent out insurance forms to those who have had their work accepted. The insurance value you put on your item on the form will be it's sale price unless you notify Steve otherwise (especially if it is Not For Sale). The display will run from March 12th to June 5th. You can pick up your work June 8th through the 10th.

In discussion on the Fuller judging process, Steve mentioned that their information sheet originally stated that 35 pieces had been selected instead of the 23 that was the actual number. The whole process entailed a lot of work.

Nigel offered that the problem with so few pieces was that there was only one person selecting them (Joshua Friend) instead of two or more. We just have to trust Mike to make it a good exhibit.

Steve remarked that Joshua and Mike McMillan the museum's associate director had walked the room before the selections were made.


Ken Lindgren said that he spoke to Mike about the exhibit. Mike told him that he thought that less is better. Too many items diminish the value of the pieces.

Demonstration
Turning a basic bowl by Nigel





The bowl blank mounted on the lathe. Nigel used a screw chuck in which he predrilled a hole in the center to accommodate screwing the blank into the chuck for support.




Nigel passed around his 5/8ths bowl gouge to show members the Ellsworth grind.



Nigel brings up the tailstock and is ready to start turning a tenon.



Nigel uses three different sized jaws (2", 4" and 6") and the template shown allows him to determine the tenon size.



Pictured is Nigel's 1/4" Thompson spindle gouge to cut the inside edge of the tenon into a dovetail



Tenon has been sized and cut for rotating around to the chuck.



Blank has been turned around and mounted.



The finished bowl



Nigel is holding two electric sanders from Harbor Freight which retail for \$30 each with 3" discs mounted with Velcro. He uses 120 or 220 usually for grit but sometimes 80 has to be applied. Never jump more than 100 in grits when sanding. Also use a flashlight afterwards - it will highlight marks not otherwise seen on the surface of the bowl.

Show and Tell



Tim holds a small bowl turned from Beech with a natural edge.



Tim also showed us a small box turned from Dedham Maple



Charlie McCarthy shows a Maple & Padauk goblet which he submitted to Fuller but was not selected and a goblet turned from Purple heart and Maple which was not submitted.




Wally holds a wall hanging not selected by Fuller of Cedar with a Red Maple burl center



Wally also showed us a star box not accepted.



Here Wally has a sphere of a large Maple burl which he bleached with a hole filled with epoxy and brass filings



Ron holds a drill index box he turned with Pablo's help.



Ken holds a piece of distressed Cherry. He turned the outside, sanded, wrapped it in duct tape then hollowed it out. He decorated the rim with a piercing tool. Next he mixed a tablespoon of Drano with water and painted the outside to give the surface a richer color. Lastly he hit it with a blowtorch.



Sidney showed us his Cocobolo box from a Richard Rafan drawing about 3" by 6" . He put the top in a jamb chuck to finish it.



Peter has a vase in this photo



Peter also turned a Walnut dish shown here.



Peter holds a Cherry box with Walnut inlay ala last month's demo by Mike Grady.



Peter also turned a Zebrawood mirror.



Nigel holds a small vase of Cherry burl.



You are looking at a nest of bowls Nigel cored and turned with the McNaughton system.



Fred Johnson holds a bowl with a hole in this photo.



Fred points to the tenon on the bottom of this bowl



Fred holds two small bowls of Maple.



Fred has a Mulberry bowl for his last submission.



Andy showed us a large Maple bowl with holes from an ant infestation. He wrapped it in duct tape, sprayed it with black paint inside, hit the outside with a magenta dye and a gloss urethane.



Andy used a corner of the previous piece to turn this vase which he dyed and then finished with the same gloss urethane.



Andy holds a compote of Maple with a Walnut base with wings or "small appendages".



Bob Scott brought a small natural edge bowl turned from the Sugar Maple tree chain saw party at Jeff's place. Still need some finishing



Here is a bowl also from the Sugar Maple chainsaw party by Bob



Ben holds a bowl turned from Arnold Arboretum wood (Spalted Beech?)



Ben also had a Honduras Mahogany base he turned for a crystal ball to rest on



Paul also had a large Cherry bowl pictured here.



Paul has an Ash baseball bat he finished with Wipe On Poly he made for the neighborhood kids.



Steve showed us a Maple vessel with bark inclusions that was not accepted by Fuller



Steve also showed us a natural edge Walnut bowl with "ugly" (his term) sapwood which he then dyed blue and then silver gilded.



Jeff showed three turnings : a hollowed twist in the shape of a champagne glass turned from Holly and finished with polyurethane {it was submitted but not accepted by Fuller}; a small box in Elm with a blue stone insert surrounding an Ebony stem and handle with burned decoration of the same Elm {also submitted but not accepted by Fuller} and finally a small "finial box" from Redwood burl with a finial turned from Antler. (Not submitted)

Jeff's Chainsaw Maple Tree party February 20, 2016



13 woodturners with chainsaws arrived Saturday morning [Feb. 20th] to Jeff's place at 116 High Street to cut up a downed Sugar Maple (pictured) -All done (well all cut up and loaded into trucks). Pictured are participants Bill Lavery (my friend and neighbor), Lenny Mandeville, Bob Allen, Tim Rix, Bob Scott, Ben Natale, Fred Cuqua , Nigel Howe, David Bean, Ken Whiting and Steve Wiseman. Not pictured are Ken Lindgren, Bill Dodge, and Wally Kemp.



Upcoming Events

March 12 - June 12, 2016 - Fuller Craft Center *Visions from the Lathe: Selections from the Massachusetts South Shore Woodturners* From the Fuller website: **March 12, 2016 - June 12, 2016**

"In 1996, the Massachusetts South Shore chapter of the American Association of Woodturners was founded with a group of approximately ten individuals. Today, over 60 woodturners are part of a group that promotes an appreciation of wood through

education, demonstrations, and occasions for public display. *Visions from the Lathe* will mark the 20th anniversary of the chapter. This exhibition brings together an exciting variety of approaches to form, color, grain, and texture”.

Maple Festival is Sunday March 13th from 10:00 to 4:00 pm at the South Shore Natural Science Center off Jacobs lane in Norwell.

Totally Turning Expo, April 2nd & 3rd., 2016 Saratoga Springs, New York at the Saratoga Hilton Hotel.

April 9th & 10th, 2016 - Mark St. Leger will visit our group at the Dust Bowl for two days. Saturday is \$35 for the day (lunch is provided). Sunday's Hands On with Mark is \$80.

April 23rd – Cape Cod Woodturners demo day in West Barnstable, MA

Dyer Memorial Library in Abington - Exhibit and Sale is Sunday May 1st. More details to follow.

Second Parish Unitarian Universalist of Hingham is having its 60th Art Festival beginning Wednesday, May 4 from 7-9 pm. The festival continues through Friday May 13th. An application blank is available at our website along with further information about other happenings at the festival.

South Shore Arts Festival in Cohasset - Father's Day weekend. Friday, June 17th from 1:00 to 7:00 pm, Saturday, June 18th from 10:00 am until 7:00 pm and Sunday, June 19th from noon until 5:00 pm.

October 15- Farm Day in Marshfield - at the Daniel Webster Wildlife Sanctuary at the end of Winslow Cemetary Road. Set up 7:30-9:30 am (rain date is October 22nd.)

5th AAW National Segmented Symposium - October 27-30, 2016 at the Boston Marriott Quincy. Our own Wayne Miller is the president of the group.

Items For sale at the Club store : – contact Ron Reynolds at reynoldsrn@comcast.net

CA GLUE; THIN, MEDIUM and THICK All are the SAME PRICE

2 Ounce \$4.00, 2 Ounce rubberized \$5.00, 8 Ounce \$12.00, 16 Ounce \$21.00

2 Ounce Accelerator Spray Bottle \$3.00, 8 Ounce Accelerator Refill \$5.00, 2 Ounce Debonder \$3.00
\$.50, Long nozzles –package \$.75, 2 Ounce empty bottles \$.75, 2 Ounce replacement caps

Epoxy 4 Ounce \$5.00 **ANCHORSEAL** - 2 Liter \$15.00, 1 Liter \$8.00, ½ Liter \$4.00 **HATS** - \$15.00

SANDING DISCS; 80 THROUGH 320 GRIT - 2” \$2.50, 3” \$3.50

1” Disc Holder \$7.50, 2” Disc Holder \$8.50, 3” Disc Holder \$10.00 2” Blue Disc Holder \$12.00,

3” Blue Disc Holder \$14.00 ½” Soft Pad Extension \$2.50, Hand Held Disc Holder \$11.00

Bottle Stoppers \$3.00, Bottle Stopper Chuck \$5.00

Tee Shirts \$16.00 \$2.00 More for 2X and larger Polo Shirts \$27.00 \$2.00 More for 2X and larger

Les Tyrala at 617-479-2140 has some tools for sale:



Sorby ¾” HSS
Roughing gouge \$60



Sorby ¾” HSS
Skew \$40



Sorby ¼” HSS
Spindle gouge
\$55



Nova Chuck \$60

Lathes for sale!

Delta 1440 wood lathe, 8 years old, maybe 30 hours use.- asking \$200.00 or best offer, includes several gouges, faceplate

Linda Early – Brimfield, Ma.
naturesgallery@charter.net
cell 508 736-1656



Bob Scott { vintagehomesbuildings@verizon.net } “home made” lathe built from “stock” lathe parts. With 4” steel frame bed, a 12” swing, 6 feet between centers, powered by a 3 phase motor with a jack shaft. Bob would like a few hundred for the lathe or a “best offer”.

Contact Bill Dodge at
bill.dodge718@gmail.com

Nova 1624-44 with bed extension Purchased new in May 2013. Runs fine. Has not seen heavy use. Upgraded to another lathe. 1 1/2 HP, 8 speed 214 - 3600 rpm, 44" between centers. Price is \$1,100.00 or best reasonable offer.



Tom Holland

The lathe is a Powermatic 90, gap bed lathe with variable speed. It has new [10/13] bearings in the headstock and motor. At that time it was completely disassembled, cleaned stripped to bare metal, primed and painted. The lathe is complete and runs nicely. I am looking for \$1175 OBO.

Thanks Tom Holland [781 934 6194](tel:7819346194) duxbury, ma



Meet Caroline...

a member of the Beads of Courage Cardiac Program.
Her bowl was made by MN Woodturner, **Mark Parranto**.



Logo Bead:

Please purchase Beads of Courage Logo Beads to include on your box! This bead can be attached anywhere within or outside the box. You can purchase these beads by going to [Beadsofcourage.org](https://beadsofcourage.org) ⇒ Artists ⇒ Information for Wood Turners.

Process for Donation:

IN ORDER TO DONATE YOUR BOXES, PLEASE FILL OUT A REGISTRATION FORM AT: <https://goo.gl/f8Vu5b>

There are two ways to donate your handmade treasure boxes.

1. Mail your donated boxes directly to Beads of Courage, Inc. We will ensure they reach a hospital or member in need of a treasure box.

Mail To:

Beads of Courage, Inc.
Attn: Woodturner Treasure Box
3230 N. Dodge Blvd. Suite J
Tucson, AZ 85716

2. Donate your boxes to your local hospital. You are **REQUIRED** to contact Beads of Courage, Inc. **DIRECTLY** and **NOT** the hospital in order to do this. You **MUST** wait for approval before delivering your boxes. Please understand that even though Beads of Courage is serving 240 member hospitals, we are not in every state, so delivering to a hospital may not be possible. We will do our best to accommodate your donations directly, but you are always welcome to donate to the Beads of Courage, Inc. International Headquarters in Tucson, AZ. We appreciate your understanding.

Steps for donating to your local hospital:

1. **IF YOU HAVEN'T ALREADY, PLEASE REGISTER YOUR INFORMATION AT: <https://goo.gl/f8Vu5b>**
2. Please give at least two weeks for our Encouragement Program Manager to contact you regarding your donation.
3. If you decide to donate locally, we will contact hospital ambassadors in your area to accept your donation. You are **REQUIRED** to contact Beads of Courage, Inc. **DIRECTLY** and **NOT** the hospital. You **MUST** wait for approval before delivering your donation or contacting the hospital.
4. We will notify you of member hospital and of the date of delivery.
5. Meet in the lobby of your local hospital at the date and time provided by the hospital ambassadors and deliver or ship your boxes to the assigned hospital staff.
6. Hospital Staff will hand deliver your boxes to children and young adults in the Beads of Courage program.



We sincerely appreciate the caring and artistry put into these one-of-a-kind works of art. Thank you for the significant effort we know goes into making these wonderful boxes!

Questions, comments and pictures may be sent to angeline@beadsofcourage.org

Woodworker Guidelines

Beads of Courage has had an increase in interest from generous wood artists kind enough to donate their lidded bowls and boxes to our Beads of Courage members. With our Beads of Courage program growing exponentially, there is an even greater need for wooden boxes. Children and young adults are finding strength in a whole new way by receiving handcrafted, beautiful boxes. The gift of having a safe place to keep hard-earned Beads of Courage can bring a sense of comfort to the heart and is a beautiful way to honor the strength and courage of children battling serious illness.

Bead Bowls/Boxes Guidelines:

- Beads of Courage members may receive thousands of beads. It is desirable for your boxes to hold them all. As a result, turned or rectangular lidded boxes need to be large. Larger is better! Recommended interior dimensions for turned boxes are: 6" diameter (5" minimum), 5" height (4" minimum). Recommended interior dimensions for flatwork boxes are: 4" x 6" x 4".
- Box bases should be wide enough so the box is stable and does not tip over easily. Lids for Beads of Courage boxes should be easy for small or ill children to remove or lift. Any finials should be easy for a small child to grasp and not too elaborate so they don't break. Avoid excessively elaborate designs that may easily break or be damaged; remember, hospital rooms have limited storage space.
- Finishing of boxes is extremely important! Beads of Courage members who receive these boxes are susceptible to germs/infections/mold. Bowls that have not been properly sealed can harbor mold. Please take the time to ensure you are using a safe finishing process that does not contain toxic materials. Also do not use finishes like linseed oil that take a long time to outgas.
- All kinds of wood are beautiful! Please refrain from painting Beads of Courage boxes. Instead, highlight the beauty of the wood with clear varnish, a stain, and/or burning.
- If possible, please purchase the Woodturner Donation Incentive Package. The package includes personalized Woodworker Artist cards and individual Beads of Courage® ceramic logo beads. Many woodworkers like to use the Beads of Courage® ceramic logo bead in their design (20 beads for \$25 with free shipping). If this is not possible, you can find a way to engrave, burn or letter "Beads of Courage" onto the lid or side of the box. Designed specifically for your donation, each logo bead purchased comes with a Woodworker Artist card that includes your personal signature. Ceramic logo beads can be purchased at www.beadsofcourage.org ⇒ Artists ⇒ Information for Woodturners.
- It is nice if you can personalize your donation. Marking your name or initials, type(s) of wood, and date on the box bottom is one way. It is also nice to include a personal note of encouragement, business card, etc. inside the box.

