
AS THE WOOD TURNS

December 2017 - Issue number 238

Hands On- December 16th 9 am until noon at Hank's Dust Bowl with emphasis on tool sharpening for those interested (see either Steve or Ian).

January 13th 9 am until noon at Hank's Dust Bowl

We invite beginning turners to a learning opportunity at the Hands On for one on one instruction. Spindle or bowl turning techniques will be covered. Please reserve your lathe with Pablo Gazmuri @ pgazmuri@comcast.net

Christmas Party December 19th



An old member of the Mass. South Shore Woodturners has passed away. Jesse Meyer was 93 on November 20th and joined Massachusetts South Shore Woodturners in November of 1998.

He was a lifelong woodworker and woodturner who was at home in his shop on his lathe. Jesse was actively turning until 2015. He used to talk about turning a bunch of bowls for his church craft fair which he sold to church members. He gave a talk on turning Ballusters to our group one time and said he could tell by looking at each one if it was too thick or thin. He was a really nice guy and was always ready with a suggestion or piece of advice on making someone a better woodturner.

[Russell & Pica Funeral Homes | Jesse M. Meyer- Obituary - Russell & Pica Funeral Homes](#)

Minutes of the November 28th club meeting

Steve began the meeting by saying that he had read the newsletter and he stands by his comments on the Arboretum show in that we did not participate as a club. That said, he announced that he has a meeting scheduled with the other two clubs on December 7th to discuss issues, advertising and promotion and related areas. He said he received a card from them looking for donations. Originally for their shows, the club would donate 10% of the sales. This year that didn't happen. We did donate bowls to them but sales were so poor we didn't bother. Nigel interjected that whomever sold something should donate 10%. Steve replied that if members wanted to do this on a voluntary basis, he was okay with it, but that he wasn't going to make it mandatory at this point. He said he would be picking up items from their display case soon. Wayne asked if he could bring back some Arboretum wood when he did this.

MSSW Officers

President-	Steve Wiseman (508)-285-9394 stevwsmn@aol.com
Vice president	Len Langevin (508)-789-4211 lennysminiatures@gmail.com
Treasurer	John Duggan (508)-583-7930 john.duggan06@comcast.net
Secretary	Tim Rix (617)-259-5618 rix.tim@gmail.com
Librarian	Lenny Mandeville (508)-586-7679 manleo@comcast.net
Webmaster	Tim Rix (617)-259-5618 rix.tim@gmail.com



Tuesday December 19th, 2017

- at Hank's dust bowl at 409 Washington St., Abington, MA at 7 pm

December 19th is the Holiday Party in place of the club meeting. It begins at 6:00. Bring a grab gift and something for the potluck supper.

Bob Allen will coordinate setting up. See him if you want to assist.

Steve said that his comments relating to the James Library were not related to members.

The Audubon Open House took place December 2nd with a pretty good turnout by members. Attendance by the public was pretty good also and the club sold some items. It was also an opportunity to use the new club trailer to transport our midi lathes to their headquarters on Route 3A in Marshfield for our woodturning demo the same day in their kitchen area. Joe Centrino, John Shooshan and Fred Johnson turned tops and other items for a receptive audience.

Steve received an invitation from the South Shore Arts festival to see if the club is interested in demonstrating and selling turned items for Father's Day weekend in 2018. The club needs someone to step up and run the event. A debate followed between members on whether the show should be limited to juried items within our group or not. It was proposed that the club show committee get involved on this. Steve said it needs one more member. It was decided the committee will meet in January and come up with a proposal on how to submit items. Steve said he and Ken Lindgren will pull the committee together.

Steve said that the club also needs something better than a 20 foot tent for bad weather.

Ken announced that the committee is not going to run events, just make recommendations. Final rules are up to the club.

Tim announced that dues are due now. It is \$50 for an individual, \$75 for a family membership.

John said the club has \$476.93 on account, the club has had some recent expenses.

Lenny Mandeville said that it is the 6th year since Hank passed on -on Thanksgiving day of November 24, 2011.

Ron said the club is down on some items for the store (adhesives).

Wayne Miller will be demonstrating segmenting of Acrylic in two sessions at the next AAW symposium.

Nigel said that Bob Allen, Bob Trucci, and himself had attended the Mid Atlantic Symposium in Lancaster, Pennsylvania and saw some first rate demonstrations by Trent Bosch, Avellini Samuels, Ashley Harwood and Stuart Batty.

It was mentioned that the CBN with a nylon center is better than the all steel version for sharpening high speed tools and that the price has come down to \$75-.

Ellen Williams mentioned that she has a high speed grinder that she is giving away if anyone is interested.

Next were nominations for club officers for 2018. Nominated and carried by vote were the existing officers across the board including Steve Wiseman president, Lenny Langevin vice president, John Duggan treasurer, and Tim Rix secretary.

Christmas Party {December 19th} Gift Grab Rules-

Any member can take part. In order to participate, your gift must be something you made (not bought) that involves turning in some way. No I.O.U.s, no kits, and no uncompleted work please. The gift should be placed in a brown paper bag with a long string attached. The gifts will be placed in a large cardboard box. Numbers will be drawn for the order of going up to the box and selecting your gift whereupon you can try to guess who made it. You must put something into the box in order to take something out.

Demo - Bring your wood project (with it's problems) to the meeting for discussion.

We had a discussion at the meeting on problems associated with wood projects.



Steve showed two different types of wood forms and discussed the best way to mount each on the lathe and what part of the wood to be the most desirable to turn.



Ellen Williams showed us a piece that she wanted comments on with regard to the best way to mount it on the lathe.


Show and Tell



Charlie McCarthy holds a small goblet he turned from Maple, a goblet with a Celtic knot in the cup from laminated inserts and a captive ring on the stem, and a champagne style flute from Walnut with Maple veneer bands



Kevin showed a natural edge Hickory burl bowl turned wet with a wax finish, a quarter sawn Oak platter with laser etching and pyrography. He consulted with an associate who performed some of the decoration, and a shallow platter of Mahogany from Bernie wood which will be a wall hanging. He used pumice and it has a beeswax finish.



Nigel showed us a sled he uses for segmenting that he made. He incorporated some wedges that he purchased as is shown in the middle photo. He also showed a segmented vessel from Walnut and Maple



Peter Soltz holds a small bowl of Ambrosia Maple



Bill Dooley showed a lidded urn turned from Maple, and a small footed bowl turned from Hickory.



Peter Soltz showed us a natural edge Maple bowl turned from wood he got from Sid, and here are two views of peter's small Yew bowl



Lenny Mandeville holds a small box turned from Iron wood. It has a small Nantucket button on the lid



Here are two views of a small bowl Fred turned and colored with different dyes. Nice job Fred!



Steve turned and bleached this Maple bowl. He used a two part wood bleach with just one application. It has a water based poly finish



Ellen has a large sycamore bowl she turned using her new Ellsworth bowl gouge. She finished it with three coats of Formby's Tung Oil.




Two views of a weed pot that Fred turned. He drew some leaf images which he stained only to discover that the glass tube insert didn't fit, and another view of Fred's decorative weed pot.



Ken holds one of many small burl bowls with a bark rim which he then cut away the sides. It has a dyed base which is actually one of three he made for comparison purposes. He outlined the edge of the burl with a piercing tool which allowed for a thin indented line before coloring some of the wood. It has a wipe on poly finish on the bowl while the base has a bar top finish of epoxy. Ken said that Angelo Iafrate had once told him, "If you don't care how long it takes to make it, it is amazing how nice it becomes."



Lenny Langevin's daughter asked him to make her some small "peeps" that she could finish by painting on their feathers. Then Len's wife wanted two birds also which he used a natural finish on. Wood is tiger maple with walnut for the beak and tails.



Close up of one of the unpainted birds



Mike Veno holds a Cherry bowl with a crackle finish inside achieved by using acrylic paint. The outside is natural with a waterlox finish and is shown in the middle picture.



Sid showed us his latest box turned from Spalted Linden with a knob. He used cellulose sanding sealer and a friction polish finish. It has a woodturners pop when the lid is removed.

Audubon open house December 2nd , 2017

The Audubon open house in Marshfield was December 2nd and the exhibit of our items for sale continues for two weeks. John Shooshan, Joe Centrino and Fred Johnson were in the kitchen turning tops. A few of our turnings sold, a natural edge Cherry bowl turned by Bill Dooley, some necklaces from Dusty, a lidded box turned from Elm by yours truly and probably others. There was a good member turnout for this and it was well attended by the public for awhile. There was also an exhibit by Kevin Dunn of Scituate who carves birds and has several for sale in their gift shop and an exhibit of linoleum tile carving into blocks to print images from which will be a class December 9th by another fellow in their dining room.



Our items on display at the start of Saturday's Open House at South Shore Audubon Society headquarters



Wally's Cherry burl sphere is on permanent display at the front desk



A hollowed sphere courtesy of Ken Lindgren



Some ornaments from starfish next to an attractive natural edge Cherry bowl



Two natural edge compotes from Steve. Birds are a nice touch.



Dusty confers with a customer



Joe Centrino turns a top



John Shooshan on the lathe



L-r- Joe Centrino, Fred Johnson and John Shooshan were our demonstrators

November 18th Hands On



Lenny Mandeville cuts out a blank on the bandsaw



Wayne Miller shows Debby Barnes & Bill Krusell some sharpening tips on the grinder



Peter Soltz works on an inlaid rolling pin



Pablo is in discussion with Chad Hasson



Warren Clark takes a turn



Ava Rothwell works on a cylinder



l-r Peter Soltz, Lenny Mandeville, Dave Burns, Charlie McCarthy, and Ron Reynolds


Upcoming Events

Club Christmas party will be December 19th

Derek Weidman will be demonstrating on April 28th, 2018 and conducting a Hands On workshop April 29th, 2018.

Articles of general interest

From: **peter soltz** <psoltz29@gmail.com> Date: Wed, Sep 27, 2017 at 10:48 AM
Modification to a shop vacuum pickup nozzle:



This vac. modification could also be done on a wider nozzle. I started with the nozzle that happened to have a notch in the edge which I widened out to a half circle using a round file. I inserted a 5/16" bolt x 3/4" long (under the head) from the inside with a washer under the head of the bolt. Then on the outside, I placed another flat washer, then a 608zz bearing (from VXB.com; \$4.95 plus shipping for a package of 10!), then another flat washer, then a toothed washer, then the nut. I tightened the assembly up enough so that it didn't bind the bearing or fall out of the nozzle.

I found the magnets today at Harbor Freight. Item # 98406. They are 5/16 x 7/8 x 2", come two to a package for a whopping 99 cents. Epoxying a magnet to the inside top of the nozzle will catch any small steel washer, setscrew, etc that may have fallen and disappeared into the sawdust on the floor. When epoxying them inside the nozzle, be sure the lead edge of the magnet is not protruding beyond the edge of the nozzle or it will snag the floor

Items for sale

From: **peter soltz** <psoltz29@gmail.com> Subject: Woodsmith Magazines

"Sidney and I have combined our collections of Woodsmiths, and we have issues 7 thru 145 available for no charge if one of our members would like them".

Hey all, {From a member of the Cape club}

I would like to sell my current lathe so I can upgrade to a larger bed, larger capacity machine.

Nova, 16/44, with 1.5 hp motor, 120v service. It is a 1 1/4 v8 tpi thread on the headstock. Will come with original accessories, except for spur drive. I have had it about 3 years, and it has been used but not abused, with very little turning of large logs, and mostly smaller items of dried wood. It will need to be disassembled and brought up from my basement shop. I can help with that but cannot do it alone. Asking \$750 but willing to discuss price.

I appreciate your help with forwarding this on to potential buyers, especially if we could get it out soon.

Thanks for your help!! - Richard

Richard A. Wright, Carvewright Woodcarving, [33 Seahorse Rd](#) , [Harwich, MA 02645](#) , (508) 246-1452

Items For sale at the Club store : – contact Ron Reynolds at reynoldsrn@comcast.net

JSP respirators spare parts (batteries, tear off shields, filters, pre-filters, and replacement face shield) available in the store

GLUES:		PRICE
	2 OZ. CA	4.50
	2 OZ. RUBBERIZED	5.50
	8 OZ. CA	13.00
	16 OZ. CA	22.50
	THICK, MEDIUM, THIN: SAME PRICE	
	2 OZ. ACELERATOR (spray bottle)	3.25
	8 OZ ACCEL. REFILL	5.50
	2 OZ. DEBONDER	3.25
	4 OZ. EPOXY	5.50
	2 OZ. REPLACEMENT CAPS	0.50
	LONG NOZZLES	0.75
	2 OZ. EMPTY BOTTLES	0.75
ANCHORSEAL:		
	LARGE (approx 1 gallon)	16.00
	MEDIUM (approx. 1/2 gallon)	9.00
	SMALL (approx. 1 quart)	5.00
SANDING DISKS:		
	2"	3.00
	3"	4.00
	2" or 3" Replacement H&L Disk	0.50
	2" HOLDER	10.00
	3" HOLDER	12.00
	2" BLUE HOLDER	14.00
	3" BLUE HOLDER	16.00
	1/2" SOFT INTERFACE PAD EXTENSION	5.50
	3" HANDY SANDER (Palm Sander)	8.50
	SANDING TACO	4.50
	2 or 3" HAND HELD HOLDER (Kidney Shape)	12.00
CLOTHING:		
	CAPS	15.00
	TEE SHIRTS	16.00
	2X TEE SHIRT	18.00
	POLO SHIRT	27.00
	2 X POLO SHIRT	29.00
MISCELLANEOUS:		
	BOTTLE STOPPER	3.00
	BOTTLE STOPPER CHUCK	5.00
	3" Lambswool Buff	9.00