



AS THE WOOD TURNS

March, 2021

ISSUE 276

MSSW OFFICERS

President

Joe Centorino
(617) 529-4997
jcentorino@verizon.net

Vice president

Sonny Tice
(617) 835-0810
gmt1113@yahoo.com

Treasurer

Charlie McCarthy
(781) 953-4368
chasmcca@msn.com

Secretary

Kevin Mulligan
(508) 954-9346
Kevin.mulligan55@yahoo.com

Librarian

Lenny Mandeville
(508) 586-7679
manleo@comcast.net

Webmaster

Tim Rix
(617)-259-5618
rix.tim@gmail.com

Store Supplies

Ron Reynolds
(508) 697-3927
reynoldsrn@comcast.net

Newsletter Design & Publication:

Jeff Keller / jkeller@nerej.com
David Linskey / dlinskey@aol.com



Pictured here, A chainsaw party in Middleboro March 20th. From left to right Vincent Kennedy, Ed O'Riordan, Jim Briggs, Peter L'Itailien and Jesse Medieros. The picture was taken by Sonny Tice.

Minutes

These are the minutes of the November club meeting held online via ZOOM, January 26th, 2021

- ◆ Joe began the meeting by saying that even after we get past the pandemic and can meet in person, we will still use ZOOM for meetings in part.
- ◆ Bob Allen mentioned that he had been in touch with (former club president) Nigel Howe down in Maryland. It seems he was working a job in Pittsburgh and contacted the coronavirus. He told Bob that he was finally getting his taste back.
- ◆ Lenny Langevin said that he and his wife are planning to move soon to Annapolis, Maryland to be near their kids and grandkids. Their kids have been house hunting for them and are still looking. This is a good time to sell a house.
- ◆ Joe responded that Nigel is a member of the Mid Maryland Woodturners club which is near Fredericksburg. It was founded in 2005.
- ◆ No guests but we have two new members, Rob Gilmore and Vincent Kennedy. Welcome aboard guys!
- ◆ The Cape Cod Woodturners will feature

Next Meeting

Tuesday, March 23rd 2021
Virtual Meeting Hosted by
ZOOM @ 7PM

Demo

Peter Soltz will present his shop tour

Hands-On

Hopefully, resume in April if membership is willing.

New Members/Guests

a Glenn Lucas video demo Saturday April 24th. There is a \$10. in advance registration fee.

- ◆ Joe thanked Lenny Mandeville for the Pro Marine supplies to make epoxies and resins. He said we will have a demo on them March 23rd at the next meeting. This will provide a chance to evaluate the products. Joe said he has opened this demo up to all of the other clubs in the state via ZOOM and he is also going to record it. If we can buy in quantity, then we can get discounts of up to 20%.

- ◆ Kevin said that new members should let him know if they don't receive their member cards to get discounts at Woodcraft with.

- ◆ Charlie announced the club has \$3817. on account. We have 83 members with 56 paid up so far.

- ◆ Joe said he has more gift certificates from Craft Supply which are good through December 2020. "However", he continued, "Craft Supply is not awarding chapters with memberships anymore. They stopped last year and haven't started back up."

- ◆ Joe said he was going to Lenny Langevin's house soon to pick up some extra wood to bring back to the club for members to get and use for turning projects. Lenny added that some is from the Arnold Arboretum and includes walnut, ambrosia maple and some oth-

er nice pieces.

- ◆ Lenny Mandible said that he has gotten in two new articles on resin but that he can't send them out. However members can read them on their computer. He said to email him if interested. His email is manleo@comcast.net. He also recommended turnerwoodbowl.com on U Tube for a good demo on turning a bowl

- ◆ Joe asked members if anyone wanted to volunteer their shop for a virtual tour for the March meeting. Peter Soltz said he would be willing to do it.

- ◆ Wayne announced that the AAW has cancelled their live symposium in Omaha but will have a virtual one instead. He also mentioned that Woodcraft is offering a saw sharpening service in Walpole at their store. They charge \$16. for sharpening a table saw blade. They have a fellow who picks up the blades every Tuesday morning and brings them back the following Tuesday.

- ◆ Joe told us the Plymouth UK club member Brian Marks who had carved the Mayflower ship in a bowl Joe turned for them has a spinal injury which is causing problems and he has had to cut down on his work.

- ◆ Lenny Langevin then presented a virtual shop tour of his work space in his cellar.

UPCOMING EVENTS

CLUB MEETINGS

March 23, 2021 7PM—9PM
Virtual Monthly Meeting Hosted by ZOOM @ 7PM

Pro-Marine Supplies

Presentation on Resins
March 24, 2021 6:30pm – 8:30pm

Hands-On

Hands-on sessions will resume in April. I am proposing first Tuesday 6:30 - 9 pm and third Saturday 9 am-Noon. Masks will still be required, Students have to reserve a lathe through Pablo Gazmuri. Wood pick-up and store will also be available during these hours

Mentor List

Ron Beland	beels134@gmail.com	617-651-6186
Joe Centorino	jcentorino@verizon.net	
Pablo Gazmuri	pgazmuri@comcast.net	781-690-7600
Jeff Keller	jkeller@nerej.com	781-878-7310
Lenny Langevin	lennyminiatures@gmail.com	
Ken Lindgren	kenlindgren@norwoodlight.com	
Ian Manley	ihmserv@comcast.net	508-272-5763
Charles McCarthy	chasmcca@msn.com	
Wayne Miller	wayne33@pztturn.com	
Kevin Mulligan	kevin.mulligan55@yahoo.com	
Andy Osborne	simpnat@msn.com	
Ron Reynolds	reynoldsron@comcast.net	
Albert Vandam	arvandam42@gmail.com	
John Voloudakis	ohn.voloudakis@gmail.com	
Steven Weisman	stevwsmn@aol.com	774-265-5243

SHOW & TELL



A small ambrosia maple footed bowl 5 1/2" in diameter by 3" deep. It was turned by Bob Courchesne. It has a flared bottom and was finished with bees wax.



looking down on the bowl shown above turned by Bob Courchesne.



Pictured is an ambrosia maple bowl 7 1/2" in diameter by 2" deep turned by Bob Courchesne. It is finished with three applications of tung oil.



looking down on the ambrosia maple bowl shown above.

Any member wishing to update their MSSWT membership information on our database please contact

Kevin Mulligan
kevin.mulligan55@yahoo.com.

The information now includes email address, phone, AAW membership status and payment status regarding MMWT annual dues.

All personal information will be kept confidential and will only be used for club activities as needed

MEMBER STORE

GLUES

Description	Price
2 oz. CA	\$4.50
2 OZ. Rubberized	\$6.00
8 oz. CA	\$13.00
16 oz. CA	\$23.00
2 oz. Accelerator (spray bottle)	\$3.50
8 oz. Accelerator Refill	\$5.75
2 oz. De-Bonder	\$3.25
4 oz. Epoxy	\$6.00
2 oz. Replacement Caps	\$0.50
Long nozzles	\$0.75
2 oz. Empty Bottles	\$0.75
Yorkshire Grit	\$10.00

ANCHORSEAL

Description	Price
Large (approx. 1 gallon)	\$16.00
Medium (approx., 1/2 gallon)	\$9.00
Small (approx. 1 quart)	\$5.00

SANDING DISKS

Description	Price
2"	\$3.50
3"	\$4.50
2-2/14" Scollap	\$10.00
2" or 3" Replacement H&L	\$0.50
2" Holder	\$10.50
3" Holder	\$12.50
2" Blue Holder	\$14.50
3" Blue Holder	\$16.50
1/2" Soft Interface Pad Extension	\$5.50
3" Hany Sander	\$8.50
Sanding Taco	\$4.50
2" or 3" Hand Help Hold-er (Kidney Shape)	\$12.50
3" Lambswool Buff	\$9.00

WHAT TO WEAR

More from the Store

Caps	\$15.00
Tee Shirts	\$16.00
2X Tee Shirts	\$18.00
Polo Shirt	\$27.00
2X Polo Shirt	\$29.00



Pictured are two scratch awls with bronze ferrules and rosewood handles turned by Ed O'riordan. The awl part is piano wire.



Ed O'riordan showed a white oak natural edge bowl with a crotch pattern. On the right is a red oak bowl with a natural edge.



Pictured is a table lamp base turned by Fred Johnson. The wood is black walnut and it is 17" tall. Fred said he bought a kit for a lamp 10" tall for the fixture. He told us he added a foot because he drilled through the bottom.



Horace Lukens presented a goblet turned from black walnut which came from a tree 50 years old, cut down when the adjacent house to him was torn down. He finished it with tung oil and wax.



Pictured, is a natural edge bowl 10" in diameter by 5" deep turned by Horace Lukens.



Pictured, is a small natural edge cup / bowl turned by Horace Lukens.



Pictured here is Horace's second goblet, also in black walnut which was turned wet. Two places cracked on it's foot which he filled in with sawdust and glue. The dark streaks add character to it.



Pictured here and below is a shallow 12 1/2" diameter by 4 1/2" deep salad bowl turned by Pablo Gazmuri.



Picture here and above is the side view of Pablo's bowl. He turned it from Birch and finished with tung oil.



Picture here and below is a deeper birch bowl, also turned by Pablo.



Pictured is a top view of Pablo's birch bowl. He finished it with some sanding sealer which added to the shine and then 5 coats of tung oil.



Pictured, here and below, is a small natural edge cherry cup turned by Peter Soltz.



Pictured, here, is another view of Peter's small natural edge cherry cup.



Pictured, is a mahogany plate turned by Peter Soltz measuring 10" in diameter by 1 1/2" deep. Peter added grooves to the outer edge for decoration.



Pictured, is a curly maple platter turned by Peter Soltz.



Pictured, are four bottle stoppers turned by Peter Soltz. The left one is a cut off from a laminated rolling pin. The far right is one turned from marble wood and the two in the center are from maple burl.



Pictured here is a handsome collection of segmented pieces in mahogany turned by Kevin Mulligan from some dumpster diving wood he obtained with Steve from store castoffs a while back. In the back center for example is a bowl 15" in diameter which Kevin finished with 20 coats of thinned down tung oil he wiped on leaving a 24 hour drying time between each application. He used micromesh and steel wool in between each coat. Kevin told us "It's the best finish I've ever done."



Pictured above and below are two views of David Rice's bowl turned from locust measuring 8 1/2" at its widest point by 4" high.




He finished the bowl using tung oil. This top view shows its' rings. This tree was struck by lightning and David hollowed it out using a bowl gouge.



Pictured is a carved heart in cherry on a maple burl stand by Steve Wiseman for his wife Valentines Day.



Pictured here, is another view of Steve's 1/12 scale Powermatic Lathe.



Pictured here, we have a 1/12th scale Powermatic lathe built by Steve Wiseman. He says runs on finger power. Nice detail.




Pictured, is an interesting goblet with a captive ring turned by Charlie McCarthy using HDPE, Hi Density Polyethylene. If you try this, do not sand it.



Pictured here and to the right, is an elaborate goblet with pierced holes turned from cherry by Charlie McCarthy. It has an ebony stem and cherry base.




Pictured here, is another view of Charlie's goblet with pierced holes



Charlie McCarthy's HDPE turning. One problem Charlie encountered was a multitude of ribbons wrapping themselves around his work in the process.



Wayne Miller showed us this segmented bowl with thunderbirds measuring 7" in diameter by 5" tall. Wayne used a sled to cut out the segments for this. He said that inside the bowl the birds have clipped wings. The woods used include curly maple and walnut. He finished it using a brush on lacquer. When dry he wiped between coats using 4 ought Scotch Brite pads. Wayne has offered to do a demo on this piece for the April meeting



Charlie McCarthy's hi density polyethylene turning including some endings for a lathe live center.



Pictured here, is a hollow from a beech crotch turned by Joe Centorino. It has a taller and more delicate finial which is actually three pieces of wood. Joe didn't have a long enough piece of rosewood.



Pictured, is a Beech crotch bowl turned by Joe Centorino and finished with Tung Oil and MINWAX.



Pictured, is a natural edge footed cherry bowl, turned by Joe Centorino. Nice Shape.



Pictured, is a cedar bowl Joe turned from end grain which developed a big crack.



Pictured, an Ambrosia maple hollow form with a short finial in rosewood Turned by Joe Centorino.



Pictured, are "Indian clubs" turned by new member, Richard Brech with a little assistance from Jeff on Jeff's lathe in Norwell. The wood is maple with a finish of friction



Pictured, are "Indian clubs" turned by new member, Richard Brech with a little assistance from Jeff on Jeff's lathe in Norwell. The wood is maple with a finish of friction polish