

AS THE WOOD TURNS

June 2004

It's the Grind, Dude



Peter Teubel demonstrated the Ellsworth Sharpening Jig and the correct use of the gouge.



Peter uses the Ellsworth grind on all his gouges. Grinding using 60 & 80 grit friable wheels, diamond dressed lightly. He does not rub the bevel on outside cuts. Power sands starting with 100 grit. He produces 16 bowls in 12 hours

2004 MSSW Officers

President - Hank Cahill (781) 878-0234

Vice President - Felix Troiano (781) 749-1713

Treasurer - Wally Kemp (781) 871-1390

Secretary - Mal Partridge (781) 843-3883

Librarian - Leonard Mandeville (508-586-7679)

Newsletter - Mal Partridge (781) 843-3883

Web site: <http://www.mssw.sitelinker.org/>



Next Meeting

Tuesday, June 22, 2004, 7:00 P.M.

At Hank Cahill's *Dust Bowl*

Refreshments by: Jim Flannery

Member Challenge: Chess men

A few pieces - be innovative

Demonstration: TBD

Meeting Minutes

The meeting was called to order at 7:00 pm at Hank Cahill's Dust Bowl

President's Report and General Business

Hank received correspondence from AAW president about a number of subjects including the possibility of the collaborative challenge being held every other year and the ability to put members turning photos on AAW web site. Our members who have not joined AAW are invited to do so and receive the excellent American Woodturner Journal.

Angelo will be demonstrating at the Brookfield Craft Center, Ct on June 5&6 and Beth Ireland on the 8th.

Two \$15 gift certificates from Craft Supplies were recieved from Dale Nish and auctioned to members.

Wendy Wilson will be demonstrating on Saturday September 11th., 2004. Details to follow.

Wally reported \$2271 in treasury. We will be making a \$75 donation to CERF (Craft Emergency Relief Fund).

Lenny reported that Jim donated a book to the library.

By popular demand Hank will set up a visit to Schwab Mill for interested members. Possibly the Saturday after meeting.

John Murphy reported that the Fuller Craft Museum is interested in an MSSW display next year, perhaps joined with CNEW. A brochure detailing what we do is to be submitted.

Ken Lindgren displayed his turnings at Endicott Estate. Sold \$500 worth the first hour, then the rains came!

Mal requested refreshment volunteers for August, September and October.

Wally is repairing a beautiful inlaid panel that has missing and damaged inlay pieces. He requested ideas from members. One of which was to make rubbings of missing areas to obtain template for replacement inlay.

A wood raffle was held featuring white oak Hank obtained from a local road widening.

South Shore Arts Center Arts Festival in Cohasset

We will have 2 MSSW lathes operating under a tent cover with facilities to display turnings by members who volunteered to demonstrate.

Sidney Katz is coordinating our participation.

Friday	June 18	2:00PM to 7:00PM
Saturday	19	10:00AM to 7:00PM
Sunday	20	12:00PM to 6:00PM

Welcome New Member

Nigel Howe

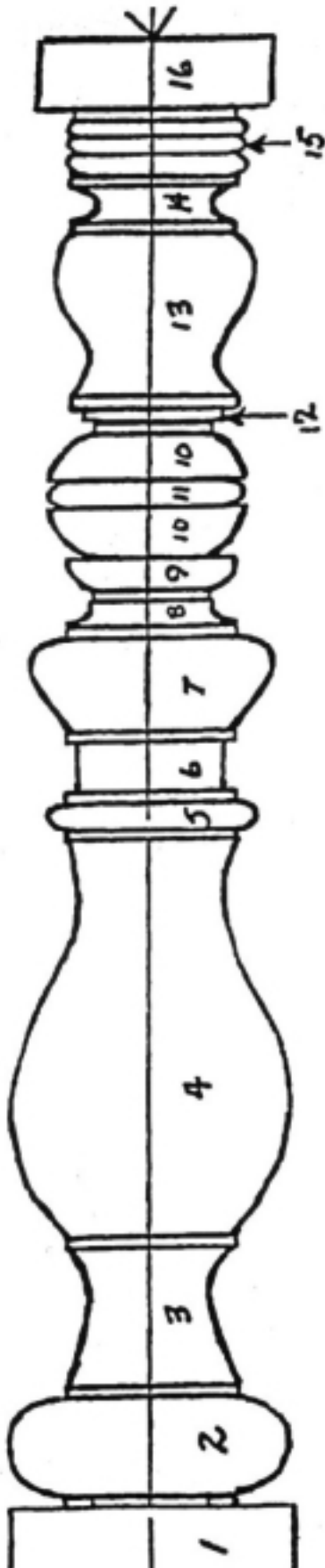
from Berkley

More Show & Tell

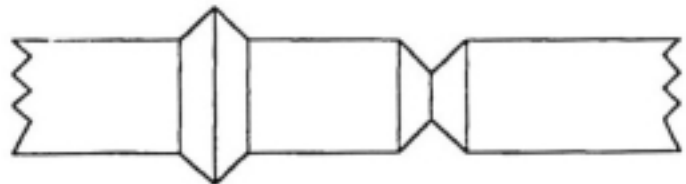


Peter Teubel's walnut bowls, note sapwood variations

SPINDLEOLOGY



- | | |
|--------------|--|
| (1) PLINTH | Straight Sided Base |
| (2) TORUS | Large Semi-Circular Shape |
| (3) SCOTIA | Sunk-in Ovoid |
| (4) OGEE | "S" Shape Usually Asymmetrical
(Large Bulge Below is Ogee (Cyma-Recta)) |
| (5) ASTRAGAL | Semi-Circular Form (Smaller than a Torus) |
| (6) NECK | Straight Section in upper Area |
| (7) OVOLO | Protruding Segment of an ellipse |
| (8) QUARTER | Hollow |
| (9) QUARTER | Round |
| (10) BALL | Can Be Elongated into an ellipse |
| (9-10) QUIRK | Transition Between Elements 9 & 10 |
| (9-10) FLAT | End Of Quarter Round |
| (11) BEAD | Bead Is Cut Into Surface
(Astragal Protrudes Above) |
| (12) FILLETS | 3 Stair Stepped In Reverse |
| (13) OGEE | Large Bulge Above
(Ogee, Cyma-Reversa) |
| (14) CAVETTO | (Cove) Semi-Circular Hollow |
| (15) REED | Uniform Series Of Beads. 3 or More |
| (16) ABACUS | Straight Sided Section At Top |



"V" Positive Or Negative

From our November 2001 Newsletter

Duplicate the spindle for practice and reference

Things you should know about a spindle, but were afraid to ask!

May 2004

Show & Tell



Hank added walnut carvings to Frank Whites challenge bowl. Other pieces include a double sided (large - small) candy dish



Phil Todd's pen from Woodcraft class


Philip Meader's top



Jeff's ducks & cherry burl piece



Wally's off center turnings



Andy's off center turnings, note texturing



Nigel Howe's walnut bowl



Don Diedrich's cedar bowl & Golden Mean off center turning



Ken Lindgren's large maple disc



Bob Iuliano's piece from 6ft tusk broken by UPS & mulberry ball shaped bowl and hollow form