
AS THE WOOD TURNS

April 2018 - Issue number 242

Next Hands On's are scheduled for Saturday April 14th and May 19th.

Minutes of the March 27rd meeting

Steve began the meeting by announcing that Bernie Feinerman had made his woodturning tools for sale to the club. Priced low, they went fast.



The Ninth New England Turning Symposium will take place Saturday May 12th at the Pinkerton Academy in Derry, New Hampshire. It is \$75 to register (\$85 at the door) and lunch is included. Hours are 8:00 am to 5:00 pm. The event is sponsored by the Guild of New Hampshire Woodworkers and the Granite State Woodturners.


The American Association of Woodturners symposium takes place June 14-17 in Portland, Oregon (the same weekend as the South Shore Arts festival in Cohasset)

Steve said that with regard to the Arnold Arboretum show, we should plan to bring items for display to the August meeting.

The AAW is looking for a representative for the Women's Turning division. Ellen Williams volunteered. Ian asked, "We never segregated members or turned anyone away from the group in the past so why do we need a separate group for women?"

The Totally Turning Expo recently took place in Saratoga Springs, New York. Joe Centrino was one of the attendees and he received an award for his large turned ambrosia maple bowl. Congratulations Joe !

Kevin Mulligan who also attended said that two of the presenters there had commented to him that the quality of the work on display in the general judging area was the best they had ever seen.

<p>MSSW Officers</p> <p>President- Steve Wiseman (508)-285-9394 stevwsmn@aol.com</p> <p>Vice president Len Langevin (508)-789-4211 lennysminiatures@gmail.com</p> <p>Treasurer John Duggan (508)-583-7930 john.duggan06@comcast.net</p> <p>Secretary Tim Rix (617)-259-5618 rix.tim@gmail.com</p> <p>Librarian Lenny Mandeville (508)-586-7679 manleo@comcast.net</p> <p>Webmaster Tim Rix (617)-259-5618 rix.tim@gmail.com</p>		<p>Tuesday April 24, 2018 - at Hank's dust bowl at 409 Washington St., Abington, MA at 7 pm</p> <p>Refreshments – by Ellen Williams</p> <p>Demo - - Bob Allen will demonstrate and discuss chucking wood in the lathe. May demo- Bird's mouth bowl</p>
---	---	--

Derek Weidman will be here Saturday and Sunday April 28th and 29th. This is the same weekend the Cape Cod Woodturners are hosting their Demo Day.

Peter Soltz is still accepting pieces to donate for sale for the Home For Little Wanderers.

Steve said that everyone is welcome to sign up to display and sell items at the South Shore Arts Festival in Cohasset. The work will be juried. Members are encouraged to participate. The Events Committee will select a show manager (s) and also determine the number of pieces for display from each member (based on the number of turners who sign up).

Steve said "Should we move the business part of the meeting to the end instead of having it in the beginning? Something to think about.

Lenny Langevin said he wanted everyone to give thanks to Bernie for his generosity in donating his tools and wood. Lenny also recommended a book entitled Art & Fear: Observations and Perils of Artmaking by David Bayles and Ted Orland. He said that whether you turn wood or not, it will make you feel better about what you do.

Ian volunteered to demonstrate turning a banana boat on the lathe for the June meeting.

Tim said "I need dues, come pay me."

John said that the club has \$2132.36 on account but the rent is due and we have to send a check to Cohasset for our booth. 62 members have paid up..

Lenny Mandeville said he has a couple of DVD's out. The library is in pretty good shape.

Ron announced that he had a number of I.O.U.s outstanding for items purchased from the club store. Please see him if you owe money.

Steve asked us if anyone needs parts for their respirators or are there members who are interested in purchasing a respirator as part of a group to get a discount from the supplier in England. See Steve if interested.

March demo - Turning a thin walled bowl by Steve

Steve started by saying that you should not use drywall screws to mount the blank to the faceplate. Sheet metal screws are okay. After the piece is mounted on the faceplate, bring up the tailstock and turn it between centers. In starting, turn the speed of the lathe all the way down and stand to one side. The flute of your bowl gouge is at 45 degrees.

After trueing the work and shaping the outside of the bowl, the tailstock may be removed and the bottom of the bowl and the outside finish turned. In doing this procedure, you may turn up the speed of the lathe now to around 900 rpm. Ride the bevel of the bowl gouge. In turning a thin wall bowl, the wood needs to be wet. Using dividers mark the tenon on the bottom. The bevel is parallel to the lathe bed for shaping the tenon. Use a scraping cut across the bottom of the tenon. You want an eighth of an inch space between the bottom of the blank and the bottom of the jaws as the optimum position. You will need a flat surface for the top of the jaws to rest against.

On a thin wall bowl, speed is very important as the bowl blank will change shape very quickly as material is removed. Use sheer cuts for this procedure by using only the lower wing of the bowl gouge. You will get angel hair shavings.


Steve began hollowing the inside by using a pull cut at a fairly high speed (1300 rpm). He hogged out the center first in steps. For hollowing the center, he used a grind similar to the one Ellsworth uses on his gouges ("the Ellsworth grind"). He likes to keep one gouge apart for use in making the final cut so that it will still be sharp.



Steve mounts a faceplate on the bowl blank prior to demonstrating turning a thin wall bowl. Wood is Maple



Steve had the bad luck to suffer a catch on his thin wall bowl which spun off the lathe onto the floor. Part of it broke off as is shown here.



!



Undaunted, Steve replaced the broken bowl back onto the lathe, trued it up and proceeded to turn a thin wall bowl of a smaller size. The end result is pictured here. Hey- we've all been there



Show and Tell



Bernie's tools displayed along with some "Bernie wood" in the milk crate and some Cherry limbs from another source.



Ben showed a piece of Berniewood (Cherry?) in the shape of a hollowform, a small cherry burl bowl, and a small Cherry burl bowl with crotch figure in the center.



Paul has a Maple natural edge bowl without the bark, and a vase he turned from Norfolk Island pine with a decent amount of spalting adding to it's appearance, and a large Black Walnut bowl



Peter showed us a Cherry hollowform box with a "mystery wood" lid. Interesting shape.



Steve is holding a serious Cherry burl vase turned from Bernie wood




Joe Centrino holds a small cherry bowl with a high "scoop back"



Here Joe has a natural edge bowl with it's bark.



Jeff is holding a bowl turned from Norfolk Island Pine which he then bleached three times with two part wood bleach. It was finished with a water base poly- urethane and buffed using the Beal System.



Pat also showed us a chokecherry vase with good color, and a chokecherry vase with good color



Two views of Andy's banana boat lidded box turned from Mulberry.

Andy told us the trick is to keep the ends even. The lid is from the same piece so the grain pattern matches.

It originally was a 6 inch thick limb with the bark intact. Some spalting, a very interesting piece.





Lenny Langevin is holding a small (but large turning for him) bowl turned from Cork. The natural edge is cork itself, one of Bernie's (how do I say this?) nuts turned into a small hollowform, and finally you are looking at a serious piece of rosewood that Lenny was given at a show the Gateway club hosted in New Bedford.

Upcoming Events

South Shore is hosting a Derek Wideman weekend April 28th and 29th. Cost is \$40 for the general session and demo Saturday with lunch included and \$80 for the Hands On Sunday for personal attention. There will be raffle items at the Saturday session including one very large elm burl donated by the Rhode Island Woodturners



Cape Cod Woodturners are having their Demo Day on April 28; \$35.00 with raffles and lunch. Ian Manley from Gateway and S. Shore Woodturners will be doing multi-axis turning; Jim Silva will make a specialty box; Steve Patzman will do a demonstration on controlling tear out; Richard Wright will do a double rimmed vessel; and Bob Reynolds will do a demonstration on making a lampshade. Mail \$35 check to: Toby Lorenzen 51 Althea Rd., N. Falmouth Ma 02556.

The Second Parish Arts Festival takes place May 4th through May 14th. It's open daily from 10 am until 8 pm and Sundays from noon until 4 pm. It's located at 685 main Street, Hingham. Ken Lindgren said you can bring up to 6 or 7 pieces. They take 35% of the sale. If interested in exhibiting items (which you drop off to them) contact Jeff or Steve Wiseman.

The 5th New England Woodturning Symposium takes place Saturday May 12th at Pinkerton Academy in Derry New Hampshire. The \$75 registration fee includes a box lunch. It is sponsored by the Guild of New Hampshire Woodworkers and the Granite State Woodturners.

South Shore Arts Festival Father's Day weekend on Cohasset's Common

AAW's 32nd Annual International Symposium! June 14 -17, 2018

Arboretum show - Columbus Day weekend (October 6th & 7th).

Articles of general interest

Dues -It's that time of year again. Club dues are now due for 2018. You can pay at any meeting of Hands-On by Cash, Check or Credit Card or you can go to the club website to pay through PayPal using a Credit Card. Remember to fill in the note field if you are paying for someone other than yourself. Dues are \$50.00 per person.

<http://www.msswt.org/membership.html>

From: **peter soltz** <psoltz29@gmail.com> "Sidney and I have combined our collections of Woodsmiths, and we have issues 7 thru 145 available for no charge if one our members would like them".

Items For sale at the Club store : – contact Ron Reynolds at reynoldsron@comcast.net

JSP respirators spare parts (batteries, tear off shields, filters, pre-filters, and replacement face shield) available in the store

MSSWT MEMBER STORE

GLUES:		PRICE
	2 OZ. CA	4.50
	2 OZ. RUBBERIZED	6.00
	8 OZ. CA	13.00
	16 OZ. CA	23.00
	THICK, MEDIUM, THIN: SAME PRICE	
	2 OZ. ACCELERATOR (spray bottle)	3.50
	8 OZ ACCEL. REFILL	5.75
	2 OZ. DEBONDER	3.25
	4 OZ. EPOXY	6.00
	2 OZ. REPLACEMENT CAPS	0.50
	LONG NOZZLES	0.75
	2 OZ. EMPTY BOTTLES	0.75
ANCHORSEAL:		
	LARGE (approx 1 gallon)	16.00
	MEDIUM (approx. 1/2 gallon)	9.00
	SMALL (approx. 1 quart)	5.00
SANDING DISKS:		
	2"	3.50
	3"	4.50
	2" or 3" Replacement H&L Disk	0.50
	2" HOLDER	10.50
	3" HOLDER	12.50
	2" BLUE HOLDER	14.50
	3" BLUE HOLDER	16.50
	1/2" SOFT INTERFACE PAD EXTENSION	5.50
	3" HANDY SANDER (Palm Sander)	8.50
	SANDING TACO	4.50
	2 or 3" HAND HELD HOLDER (Kidney Shape)	12.00
CLOTHING:		
	CAPS	15.00
	TEE SHIRTS	16.00
	2X TEE SHIRT	18.00
	POLO SHIRT	27.00
	2 X POLO SHIRT	29.00
MISCELLANEOUS:		
	3" Lambswool Buff	9.00