
AS THE WOOD TURNS

December 2008 Issue 138

See Da Splash !



Nigel Howe again makes the Newsletter cover with his spectacular Cedar piece

2008 MSSW Officers

President - Hank Cahill (781) 878-0234
Vice President - Richard Friberg (508) 378-2436
Treasurer - Wally Kemp (781) 871-1390
Secretary - Mal Partridge (781) 843-3883
Librarian - Ron Robertson (781-545-8295)
Newsletter - Mal Partridge (781) 843-3883
Web site: <http://msswt.org/> or <http://www.msswt.org/>



Next Meeting

Tuesday, December 16, 2008, 6:00 P.M.
Christmas Party at Hank Cahill's House
Refreshments by: Members - See page 2
Member Challenge: Relax and Enjoy
Demonstration: Our annual Grab Bag Event
and displays of good cheer!

Meeting Minutes

The meeting was called to order at 7:00 pm at Hank Cahill's Dust Bowl
President's Report and General Business

Guests present were Laura LaFlamme from Taos, New Mexico (Wally's daughter), James D. Giusto from Hingham. and Dave Eaton's wife.

Hank received Craft Supplies catalogs for distribution with 15% off certificates. Also AAW membership applications for 2009 and newsletters from Surrey, England and CNEW.

Mal mentioned that some web sites are still showing our old site address. Bob Trucchi will contact them to change to our new site. Our site mentions the excellent article about Wally Kemp in South Shore Living Magazine. A copy of the article is in the binder for those members have had difficulty obtaining the issue. Also in the binder for review is the second newsletter from John Foster from England.

Google Sketchup 7 is available for free download.

American Woodturner has an interesting article on turning eccentric trees. Betty Scarpino is the new editor.

Mal also showed the DVD of Wall-E, and now knows how to spell our treasurers name.

Wall-E reported \$2331 in treasury. He has not received costs for pedestal material from Mike Venio.

It was voted that the Newsletter be sent via E-Mail to all members with E-Mail addresses. A notice will be sent so that members who want a hard copy will receive one.

A thank you was received for our Farm Day demonstration. Only three members were there this year.

Ron the Librarian reported that there is a library list on display with a synopsis of DVD's available. He also mentioned a reservation system may be put in place and there are 2 videos left for sale.

JCC exhibit comments - Wally has a piece missing- see web site for details.

Bob Trucchi discussed the work in progress for our new web site. He is making daily updates to make the site more interesting. Only a few members have sent photos for the gallery and he requested at least 2 photos from each member. Bios from each officer were also requested. The forum is up and running - members should register.

Richard Friberg reported on the NBSS Open House. There were 700 visitors. H is working on restoring a 1730 barn in Gloucester.

Ian demonstrated turning Dreidel tops for kids to color at Temple Israel.

A wood swap was held.

Hand's On at Hanks

Saturday, December 13th., 10AM

Welcome New Member

Kevin Coughlin from Quincy

Link of the Month:

As the librarian, I'm going to try to provide a "Link of the month" in our newsletter. If any of you come across a link that grabs your attention, please feel free to send it to me (ualpilot@verizon.net) and I'll try to get it published. This month's link: <http://www.peter.hemsley.btinternet.co.uk/CDB/Technical/technical.html> By the way, a full list of our library materials can be found on our website: <http://msswt.org/>

Christmas Party

Tuesday, December 16th, 6:00 PM, **Hank's House**
All members are welcome. Bring your spouse, partner or a friend. If you want to **participate** in the Annual Grab Bag Event bring a **Hand Made Gift** (A turning or carving) in a brown bag with a long string for each participant.

Members should bring a **Pot-Luck** item of their choice.
From appetizers to desert!

Come and enjoy the evening!


Dave Eaton's Great Demonstration of a "Bowl in a Board"




Dave explained that a well done Bowl-in-a-Board has crisp lines where bowl meets board and the board should be about 1/3 of the way down to be aesthetically pleasing.



Dave started with a very wet piece of elm about 10" long 6" wide and 6" deep. About an hour later Dave had completed the Bowl-in-a-Board.




Dave does a great job demonstrating. Taking time to explain what he was about to do, which tool he was using and why he had selected that tool. The demo was entertaining as well as educational. (Comments by Bob Trucchi)



The finished "Bowl in a Board" from the demonstration

More Show & Tell



Don's Simulated cylinder for his flight simulator with Trunnion mount



This was Bob Trucchi's rolling pin

Jim Denker displayed a Cherry Carving and James Giusto showed his first turning, a box, turned at Hand's On.

Show & Tell


November 2008



Spalted Chestnut



Jeff's Spalted Maple lidded bowl with four feet



Ken's Spalted Maple bowl dyed green color radient with three carved feet



Sycamore



Paul O;Neill's three bowls



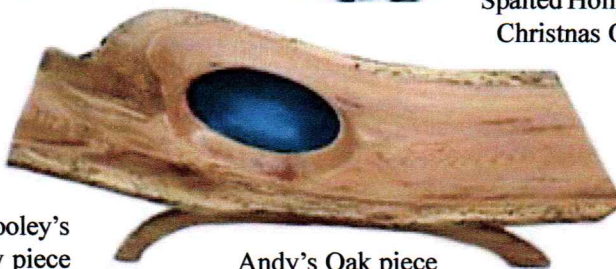
Wally's Cherry Burl bowl, Spalted Holly bowl and Christmas Ornament



Don's candle stick



Bill Dooley's Cherry piece



Andy's Oak piece

Bernie's human forms and Rattle with captive ring



Mike Wells' three pieces - box wood from Civil War Park dated 1863



Wayne Miller's Cocobolo piece



Richard's baby rattle



Hank's pieces include salt vaults

Ben Natale's Spalted Ash top and Cherry Burl piece



Ian's Dreidels, ring holders, rattle and Spalted Holly bowl

