

AS THE WOOD TURNS

February 2019 - Issue number 251

Hands On planned at Hank's Dust Bowl : - February 9th, March 9th from 9:00 am until noon both days

We invite beginning turners to a learning opportunity at the Hands On for one on one instruction. Spindle or bowl turning techniques will be covered. Please reserve your lathe with Tim Rix, or Pablo Gazmuri @ pgazmuri@comcast.net

Pictured is a binder made by the late Mike Wells for Sid Katz. Inside are back newsletters from the club meetings. Sid donated it to the club and Steve was thinking about putting it aside (as opposed to selling it). But upon further reflection thought that maybe Sid might want to reconsider and hold onto it. More on this later.



Minutes of the January 22 meeting

Dues are due now. Membership is \$50 a year. You can pay by check, credit card, cash...

Visitors- John DeRosa, Easton; Bob Sidel, Scituate; Brian Fitzpatrick, Weymouth; John Leggat, Scituate and George Murphy, Hull (who joined and became a member).

Steve began by thanking Eva for all of her work getting things ready for our holiday Christmas party. He also gave a big thank you to Tim for serving for four years as the club secretary. Tim did a great job at the Hands On also.

We will be demonstrating February 8th (Friday) at Rockler's store in Porter Square, Cambridge The club has Arnold Arboretum wood. See Steve.

Wally is home now doing physical therapy and is better now. The COPD he contacted from sanding on the lathe seems to be under control.

MSSW Officers

President- Steve Wiseman
(508)-285-9394 stevwsmn@aol.com
Vice president Len Langevin
(508)-789-4211 lennysminiatures@gmail.com
Treasurer John Duggan
(508)-583-7930 john.duggan06@comcast.net
Secretary Kevin Mulligan
508-954-9346 kevin.mulligan55@yahoo.com
Librarian Lenny Mandeville
(508)-586-7679 manleo@comcast.net
Webmaster Tim Rix
(617)-259-5618 rix.tim@gmail.com



Tuesday February 27, 2019

- at Hank's dust bowl at 409 Washington St., Abington, MA at 7 pm

Refreshments will be courtesy of Peter Soltz

Demo - Outside embellishments on a bowl by Steve Wiseman

Steve said this is an opportunity to remind everyone how dangerous to your health it can be to use the lathe without taking safety precautions. He urged all of us to wear a dust mask and have eye protection. Ian volunteered that some varieties of wood are more detrimental to your health than others. He mentioned wood from the rosewood family in particular such as Cocobolo. "If you are not susceptible to it now you will be". This also includes spalted wood.

Sid Katz is no longer turning. He sold his condo and he and his wife Minnah are moving to Alta Easterly Apartments in Walpole. He sold his lathe and larger tools on Craig's List. He still has a Model 50 Shopsmith with a joiner attachment for sale cheap. Some of his hand tools and wood were brought to the meeting for sale.

Steve proposed we vote Sid into the club as a Lifetime member. The motion was seconded and passed by members.

Steve then proceeded to welcome Kevin Mulligan as our new Treasurer.

Steve told us he had sent in an application to the South Shore Arts Festival for our club again this year to demonstrate, exhibit and sell items at their event in Cohasset on Father's Day weekend.

Bill Dooly was contacted by John Recke who lives in Kingston about a large double trunk cherry tree on his property that he will have taken down soon. The base is approximately 20 inches thick. Our club had been there some years ago to harvest a large black walnut tree growing next to his barn that he had taken down. Ken Whiting and I drove over to look at it and it has some good wood in it. He said he will be in touch when his tree company calls to let him know about taking it down.

Andy Osborne announced that he has a tree already down with some nice maple that will be available soon also.

Steve mentioned that the Scrollers Club at Woodcraft in Walpole makes ornaments to sell for charity. This year they made a \$1,000 selling them for \$5.00 apiece. So if you want to make some ornaments get in touch with them.

John D. said the club has \$1930.69 on account. John D. said the club has \$1930.69 on account.

Lenny Mandeville announced that he has ordered a DVD by Ted Sokolosky on coloring wood.

Joe said he has been approached by a director of the Marshfield Fair committee about having us be an exhibitor there for free. They don't want a cut of our sales. However the fair runs for ten days. The cheaper items are usually what is sold. Andy concurred that ART did it for quite a few years the last week in August. The show runs 11:00 until 11:00, 12 hours a day. Bob Allen said he had spent several days there in the past. Steve said that the club needs about 20 people to commit in order to participate.

At this point in the meeting, a visitor, Karen Steiner stood up. She said, "I have an art gallery in New Bedford. My associate James and I both have done some woodturning. We're planning a show and if you want to exhibit your turned objects for sale, we would take 35% of your sales. Our show reception will be March 7th, with the show running from March 9th until April 27th. We can put a NFS on any items you want. If you are interested, email pictures to me at Art Scapes gallery.



Bill Dooley has been busy in Sarasota since he and Martha got down there. Pictured are the fruits of his labor.

Demo

Lenny Langevin on Rings & Things



Ring- Place a disc onto the headstock of the lathe and true it up. Make a cut in the back and round with the skew, then reverse in the chuck. Bring up the tailstock to center it. Now turn and shape the other side.

Pins- spindle turning. Design on the end is up to you. I use a Beal chuck - Collett chuck at high speed. Take the corners off. You don't need small tools to do this. The pin needs to be long enough to go across the ring. Take the waste piece from the pin and round it. Drill a small hole in it, hollow inside and sand.



Lenny began by showing us the piece of wood he would turn into a ring



Lenny shapes the front side of the ring.



More shaping



Lenny holds the completed ring after parting it off.




Here Lenny begins work on the Pin



Here we see Lenny shaping the shaft of the pin with a skew



Lenny focuses on the cone part from the shaft up to the decorative part of the pin.



Lenny concentrates on cutting some rings into the end of the pin with his skew



Len is ready to part the front of the pin from the tailstock.




Len is ready to part the front of the pin from the tailstock.



Lenny holds the completed pin in one hand, the ring is in the other

**Show
and
Tell**



Charlie has a piece of Dooley wood, emerging goblet – top & Bottom

This is "Harvey's Basket Weave Illusion". Charlie turned the goblet then cut grooves both vertically and horizontally into the side and burned them. He then used a pen with black ink to color the spaces. The wood is maple.



Here is a closeup of Charlie's goblet with burned basket weave faux ornamentation.



Here we have a closeup of Pablo's pieces.



Pablo holds a final turned and textured urn on a pedestal colored with Indian ink and pierced. He said for piercing he uses a Master Carver which goes to 40,000 rpm and has lots of torque.



Pablo told us that "*When you work with Sid your turning gets smaller and smaller.* You also find yourself doing mechanical drawings of the piece before starting to turn it. Pictured is a small box turned and textured with a rotary tool



Pablo holds a cylinder shaped cup which features texturing as well as piercing. He mixed lacquer with graphite to color it black



Pablo showed us a thinly turned piece he pierced



Ken holds an Apple wood compote turned wet from the crotch of the tree. He hollowed the inside of the base of the pedestal filled it with coffee grounds and glue. he still was rewarded with a crack coming out and the pedestal went oval. He turned it at 1800 rpm.



Peter holds a shallow Ambrosia Maple bowl with some interesting figure.



Bowl #2 from Peter was of curly maple.



Peter also showed us a natural edge bowl turned from walnut



Andy said what he holds is his first attempt at something similar to Ray Keys work. The lid on the top fits inside. Finished with waterlox. The wood is huayarna (possible from Central America).



Paul showed an African mahogany bowl he turned from wood purchased from Downes & Reeder. Both were finished with Wipe On Poly and buffed using the Beal System.




Paul has a maple bowl



Joe holds a piece of mulberry from Nigel's shop left over from his move to Maryland. He used a tung oil finish.



Joe has a "George Jetsen" piece which is box elder with eucalyptus trim. Nice finial The bottom turned right side up



Joe holds a vase also from box elder. He used a Forstner bit with an extension to drill it before hollowing. The Jacobs chuck holding it just fit inside. He also employed a steady rest.



- Kevin has an Onion burl red oak with a natural edge. He colored some of the inside after micowaving it



Kevin also showed us a lightly spalted large maple bowl, with a wax finish



Lenny holds an ambrosia maple bowl which he bleached.



Another look at Lenny's bleached ambrosia maple bowl



Len also showed us this stool he turned and assembled from cherry and birch.



Ken said that Sid had attended the Elliott School in Boston and then found out that Ken had taught there. Sid obtained some commemorative pieces of the school's floor and sent them to Ken as pictured here.



Steve showed a simple Cherry bowl turned from Sidney wood (14 years old), and a large Box Elder natural edge bowl with no bark



Here is a bird's eye view of Kevin's natural edge magenta colored Red Oak burl onion

February Hands On



l-r: Bob Scott, Bob Monaghan and Ken Whiting with Bob M's oak burl slice.

Past Events

AAW joined with Rockler Stores to Host "Turning and Learning" Sessions on February 9th.

We demonstrated on February 8th (Friday) at Rockler's store in Porter Square, Cambridge

Upcoming Events

- Maple Festival – March 10th – 11-4 at the South Shore Natural Science Center, Norwell, Mass.
- Totally Turning Expo – March 30-31 – at the Saratoga Hilton Hotel in Saratoga Springs, NY
- Demo Day will be held April 20th, 2019.

AAW Information for New Wood Turners

The American Association of Woodturners maintains a site for those interested in learning about woodturning. It has lots of free information about getting started in woodturning. While we recommend that everyone interested in woodturning join the AAW, there is lots of free information for beginning and seasoned turners alike available in the Discover Woodturning pages.

<http://www.woodturner.org/?page=DiscoverWTHome>

Items For sale at the Club store : – contact Ron Reynolds at reynoldsron@comcast.net

JSP respirators spare parts (batteries, tear off shields, filters, pre-filters, and replacement face shield) available in the store

MSSWT MEMBER STORE

GLUES:		PRICE
	2 OZ. CA	4.50
	2 OZ, RUBBERIZED	6.00
	8 OZ. CA	13.00
	16 OZ. CA	23.00
	THICK, MEDIUM, THIN: SAME PRICE	
	2 OZ. ACELERATOR (spray bottle)	3.50
	8 OZ ACCEL. REFILL	5.75
	2 OZ. DEBONDER	3.25
	4 OZ. EPOXY	6.00
	2 OZ. REPLACEMENT CAPS	0.50
	LONG NOZZLES	0.75
	2 OZ. EMPTY BOTTLES	0.75
ANCHORSEAL:		
	LARGE (approx 1 gallon)	16.00
	MEDIUM (approx. 1/2 gallon)	9.00
	SMALL (approx. 1 quart)	5.00
SANDING DISKS:		
	2"	3.50
	3"	4.50
	2" or 3" Replacement H&L Disk	0.50
	2" HOLDER	10.50
	3" HOLDER	12.50
	2" BLUE HOLDER	14.50
	3" BLUE HOLDER	16.50
	1/2" SOFT INTERFACE PAD EXTENSION	5.50
	3" HANDY SANDER (Palm Sander)	8.50
	SANDING TACO	4.50
	2 or 3" HAND HELD HOLDER (Kidney Shape)	12.00
CLOTHING:		
	CAPS	15.00
	TEE SHIRTS	16.00
	2X TEE SHIRT	18.00
	POLO SHIRT	27.00
	2 X POLO SHIRT	29.00
MISCELLANEOUS:		
	3" Lambswool Buff	9.00