


---

# AS THE WOOD TURNS

July 2011 Issue number 168

**Hands On and summer potluck picnic** – July 16<sup>th</sup> at Nigel's place 9 Wallace Street, Berkeley, Ma from 11am on



"Michael Veno holds the MSSWT challenge entry to the AAW show for 2011, the Chess Cube is based on an actual championship game. Michael designed, coordinated and oversaw members participation in the project, assembled the finished version and composed a written statement to be submitted with it to AAW.

David commended Michael Veno for his work on the chess cube display entered on behalf of the club. Since it was not sold, we discussed what to do with it and proposed that Mike keep it for now with the intent to lend it out as a display somewhere in the future.

One idea was to possibly loan it to the Fuller Craft Museum, or possibly a "local" chess museum, with the stipulation that the club could borrow it back occasionally.

Visitors- Bill Lavery, of Norwell, Ma

Hank was in the hospital so Nigel called the meeting to order. One of the first items of business was that a large number of members did not receive the email with their newsletters I sent out following last months meeting. I have since resent them and am working on not having that happen again. One suggestion, since the newsletter is posted on our website ([www.msswt.org](http://www.msswt.org)) members could download it from there onto their computers. A second solution is that I will send the completed newsletter to Ron Robertson to email out via Google which has a much higher number of emails that can be sent and see if this improves the situation.

Wally reported \$1785 in the treasury. He also brought four individual gallons of Anchor seal available to members at \$16. a gallon

## 2011 MSSW Officers

**President-** Hank Cahill (781) 878-0234  
**Vice president** Nigel Howe (508) 537-3394  
**Treasurer** Wallace Kemp (781) 826-6254  
**Secretary** Jeff Keller (781) 878-7310  
**Librarian** Charles Rosen (781) 848-6589  
Web site: <http://www.msswt.org/>



## Next Meeting

Tuesday, July 26, 2011,

Starting **6:00 P.M.**

At Hank Cahill's *Dust Bowl*

Refreshments by: Nigel Howe

**Demonstration** Jimmy Clewes

Members were wearing new name tags courtesy of David Rice.

**South Shore Arts Festival** - Ken reported that the Cohasset South Shore Arts Festival grossed \$2300 this year versus only \$1400 last year, a big improvement, Saturday being the biggest single day. One problem was a lack of egress to the demonstration booth in the back. There were only 100 vendors this year as opposed to 120 normally, so the space was altered causing the problem.

**Experimental faceplate** - Nigel brought up a discussion on his new faceplate with sheetmetal screws inserted at an angle instead of straight into the end grain of the piece to be turned. He commented that the straight ones held and the ones inserted at an angle let go. Wally suggested gluing a waste block on the base to mount the piece to the lathe as a solution. Bob Sutter suggested that the angled screws should be more than adequate to hold the piece onto the lathe with.

**Jimmy Clewes demo/workshop** - Bob Allen reported that there is still some space available for the hands on Wednesday, July 27<sup>th</sup> for the Jimmy Clewes workshop. Our July 26 meeting will start at 6PM and run for 3 ½ hours so there is time for Jimmy Clewes to do his demonstration. Admission is \$20 and may be paid at the door.

**Club Banner** - Dusty suggested getting a new banner to display the club name at shows that is more rectangular in shape than the square one we currently use. Bob Scott mentioned that banners at FedEx are available inexpensively with a 3 foot by 5 foot banner costing only \$135. Charlie said he would look into a new sign and research the cost and other variables and report back to the club on his findings at a future meeting.

**The hands on / Nigel's annual summer cookout** was discussed. It is requested that attendees bring their own chairs as well as a pot luck dish of some kind in addition to turning projects and tools. There will be two tents and early members can help with their setup.

Since the occasion is also a surprise 90<sup>th</sup> birthday party for Hank, it was proposed by Ken that members bring a turning to give to Hank to donate to a charity of his choice. Andy suggested having everyone sign a book for Hank as a keepsake of the event. Bill Dooley proposed that we give Hank a bowl that all the members have signed that he can keep. I proposed having a group photo taken at the party with Hank in the middle as a keepsake. Andy's wife Jamie will be our photographer.

**AAW symposium** - David Rice, Ian Manley and Wayne Miller gave a recap of the AAW symposium. David said that much of what was being demonstrated had been done before. But that they had good people as demonstrators who knew what they were talking about.

Ian reported that the gallery at the symposium also had two other shows making it confusing to attendees. But that one thing he was especially impressed with was an item for sale called "The Round Ripper" for cutting turning blanks and a jig named "The Little Ripper" for cutting boards from a log "-that actually work". They eliminate the wood binding or overheating. Go to <http://www.stockroomsupply.ca/shop/home/> call 1-877-287-5017 to learn more.

Wayne said the demos were misnamed but that the quality of the filming and the sound were better however than in the past with more cameras.

Wayne said that he especially enjoyed the demonstration by Craig Timmerman on multi axis turnings and that the club should look into having him as a demonstrator in the future.

**Left over raffle items** Nigel brought up the items donated to the club from our fund raiser for the lathe and what to do with them. It was decided that we would make a few available at the meeting with Jimmy Clewes

demonstration to members and at the August meeting we'll all get raffle tickets. But if there is an item someone especially wants, they can obtain it by correctly answering a question posed by Nigel."

### Demonstration

Ken Lindgren multi-axis turning demonstration was rescheduled to 2012. Ian Manley gave a presentation on the features of the new club Powermatic 3520B lathe. It has 20 1/2" diameter capacity and a 35" bed. ([http://content.powermatic.com/whitepapers/1352001\\_whitepaper.pdf](http://content.powermatic.com/whitepapers/1352001_whitepaper.pdf) for more details)

Among his comments are that the head stock slides back and forth, the banjo has very little vibration. The motor power is delivered through a pair of two-range, multi-groove pulleys connected by a Poly V-belt. Changing between the 50-1200 and 125-3200 RPM ranges is fast, easy and tool-free using the front-mounted tension levers and access door.

All motor controls are mounted on the front panel of the power head to be easily accessible You don't have to have a positive lock to loosen the chuck. The 85 lb. tailstock will not come off without a pin being removed. There are 24 indexing positions and four different locations. It has outriggers for pattern pieces to be displayed when turning a duplicate. *The lathe is available for members use anytime.*

### Show and Tell



- Steve Wiseman holds a mulberry bowl and a holly bowl with natural edge. The latter was plugged with epoxy in the bottom

Jim Flannery an inside out turning in fir with a cutout of a Narwhal.

{Jim's item is part of our challenge series :The challenge is for another turner (Jeff) to take it home and make something different with it to be brought back and returned to him at a future meeting.




Rich Friberg displays 2 cherry boxes and a pencil holder from box Elder


photo of Rich's recently completed barn showing the custom made weathervane on the cupola.



Tim Brady hold two segmented bowls made from birch, cherry and beechnut



Bill George with a Yucatan Rosewood bowl from a Woodcraft blank, finished with Tung oil and the Beal System




Emilio displays two of three lighthouse fan pulls, the third fan pull was finished natural




Jim Denker displays a small bowl from the crotch of an American Elm with bark inclusions with an oil finish and a carved basket of rotted apple finished with boiled linseed oil



Don Dietrich holds one of two candle lanterns he turned from Sugar maple.



Ben Natale with an ambrosia maple end grain bowl and a cherry burl vessel with end grain hollowing



Bill Dooley shows off an English walnut bowl with a natural edge that he "turned"



Jeff turned a Sweet Gum heartwood bowl with foot from wood obtained from Glynn Tree's yard in Hanover

## Coming Events

**July 16 Combination “hands on” /club annual summer cookout** –Bring your own chairs as well as a pot luck dish of some kind in addition to turning projects and tools. There will be two tents and early members can help with their setup. Bring a turned bowl

**July 26 Jimmy Clewes** (\$20 to attend the meeting W/ an optional hands on the next day for \$80)

**August 23 Tim Ayers** Beginner's approach to turning a big bowl

**Sept. 27 Two demos Steve Wiseman** Turning a natural edge bowl **& Wally Kemp** Turning wall hangings

**October 25 Ian Manley** Turning a box

**November 22 Wayne Miller** - Linear lamination designs and construction

**December \_\_ No demo -Annual Holiday Party and gift swap.**

**2012 Ken Lindgren** - Multi-axis turning (date undetermined)