
AS THE WOOD TURNS

March 2018 - Issue number 241

Maple Festival at the South Shore Natural Science Center March 11th



Pictured are items on display and for sale and we did sell a couple of things



Wally was carving spoons. Here are two with a frog and a grasshopper respectively.



John Shooshan had a table full of tops that Bob Monaghan had turned in advance. He was able to delight the crowd with this display and his ability to spin them upside down on the table and right side up on his fingers!




It was a large turnout as can be seen in part here. Ken and Bob couldn't crank out tops fast enough



new member Sandy Moll watches John set up his items for sale.



Bob shows how his engraving machine works as Ken looks on. He uses it to create plaques for pen boxes of his turned pens.



Closeup of the machine itself.

Minutes of the February 27rd meeting

Visitors- Sandra Moll, Hanover; Peter Scanlon, Hingham; Ed McGrath, Middleboro; Pat Michaels, Halifax

Steve began by announcing there was plenty of wood from the Arnold Arboretum displayed on the table for members to take home and turn into display items for the club exhibit October 5th, 6th and 7th. He also noted that some members have prior commitments that weekend.

The organizers of the South Shore Arts Festival Father's Day weekend on Cohasset's Common have extended the registration period as they need more vendors.

The Derek Wideman weekend April 28th and 29th is going to happen on schedule after all. It is \$40 for the general session and demo Saturday with lunch included and \$80 for the Hands On Sunday for personal attention. Let Steve, Lenny, John or Tim know if you plan to attend as they have a list. There will be raffle items at the Saturday session including one very large elm burl that was on display in front of Steve at the meeting. It was donated by the Rhode Island club.

Steve mentioned that the AAW website has woodturning fundamentals on display and you can still register as a trial member (if you've never joined before) for the low price of \$20 for 3 months. A regular annual membership is \$60-

<p>MSSW Officers</p> <p>President- Steve Wiseman (508)-285-9394 stevwsmn@aol.com</p> <p>Vice president Len Langevin (508)-789-4211 lennysminiatures@gmail.com</p> <p>Treasurer John Duggan (508)-583-7930 john.duggan06@comcast.net</p> <p>Secretary Tim Rix (617)-259-5618 rix.tim@gmail.com</p> <p>Librarian Lenny Mandeville (508)-586-7679 manleo@comcast.net</p> <p>Webmaster Tim Rix (617)-259-5618 rix.tim@gmail.com</p>		<p>Tuesday March 27, 2018 - at Hank's dust bowl at 409 Washington St., Abington, MA at 7 pm</p> <p>Refreshments – by John Shooshan</p> <p>Demo - basic bowl turning</p>
---	--	---

Totally Turning 2018 takes place March 24th and 25th in Saratoga Springs, New York at the Saratoga Springs Civic Center and Saratoga Hilton Hotel.

The Second Parish Arts Festival takes place May 4th through May 14th. It's open daily from 10 am until 8 pm and Sundays from noon until 4 pm. It's located at 685 main Street, Hingham. Ken Lindgren said you can bring up to 6 or 7 pieces. They take 35% of the sale. If interested in exhibiting items (which you drop off to them) contact Jeff or Steve Wiseman.

The 5th New England Woodturning Symposium takes place Saturday May 12th at Pinkerton Academy in Derry New Hampshire. The \$75 registration fee includes a box lunch. It is sponsored by the Guild of New Hampshire Woodworkers and the Granite State Woodturners.

Wally announced that Lisa Howard who has a gallery in Norwell on Route 53 has a kiln at her pottery studio for firing clay with gold, copper or silver metal as referred to in the current issue of the AAW magazine. If interested, see Wally.

Peter Soltz announced that the Home for Little Wanderers will hold a Gala the end of May with a silent auction at the Seaport Hotel in Boston. He is looking for donated items to place in it.

Tim reminded us that dues are due. It is now \$50 a year.

John announced that 50 members have paid their dues and that the club has \$1742.77 on account.

Ken Lindgren spoke about juried shows- the club already has a jury process in place for it's show at the Arnold Arboretum. Should we also include the South Shore Arts Festival show as well? It was proposed that if we were to undertake a jury selection process for the latter that members could bring in photos of items they wished to display for sale. Then a question was asked, "If only one of your pieces was chosen, would you receive a discount on your portion of the member shared exhibit fee?" Should we limit the number of pieces for the show?

Steve said that if your work qualifies, you will typically have more than one piece. The jury process improves the quality of the items.

Ken said that along this line that the club should establish a minimum sale price. i.e. - \$15.00.

Steve responded that the club already has a minimum sale price of \$15.00 in place.

Nigel asked, "How would the jury system work?" To which Steve said we would submit photos.

Steve asked for a show of hands in favor and about 40 members raised their hands. He asked for a show of hands against and two hands went up, Jeff and Dusty's. Jeff and Dusty did not realize that the jury process for the South Shore Arts festival show in Cohasset had been a juried show for it's exhibitors since it's inception as well as for art works in the adjacent tent and was not an "inhouse" club process as a separate function. That exhibitors with booths are required to submit photos of their work prior to being allowed to display and sell items at the event Father's Day weekend.

The motion passed by vote of 40-2.

Next up for discussion - How many pieces to display? Limit it to 75-100 versus 150-175? It was stated that the club is losing sales with too many pieces on display Nigel interjected it would be better to limit the space, not the number of pieces.

Wayne said the committee running the event should make the rules. This was voted on and passed.

Next it was announced that the club needs to solicit one or two people to chair the South Shore Arts festival. This would entail making sure the equipment gets there and is put up, lathes brought in and set up, someone is in charge of collecting the money for sales and a record kept and related duties. This was voted on and passed.

“February Demo” was a discussion on pricing your work tailoring it to different shows



Steve opened the Pricing discussion by showing us a small bowl dyed blue turning which he pierced using four different types of tools. He also showed a Hickory burl bowl with a natural edge which he said he would like to sell for \$300-

Steve told us not to be discouraged if you are turned away for a juried show. There is a huge difference in the value of a piece and its price. Try to set a realistic price for your work. As an example he held up a dyed blue pierced and turned item for discussion. He said he had used four different tools to pierce it. It was suggested that if you put a title to your piece you can probably get more for it.

Next Steve showed us a hickory burl bowl with a natural edge. He said he would like to get \$300 for it. It was suggested placing it on eBay or a similar site with that price. The problem is that there are already 3000 bowls on Ebay for sale. This is a tactile piece. People want to be able to pick it up and feel it. It was remarked that the shape of the piece made the base appear to be too heavy -that it would look better if it was lowered.



Andy has a 16" diameter bowl turned from a piece of "Barn Ash". He prefers a rounded bottom but this piece is too heavy for that.



Nigel showed us a large Red Oak crotch which he turned, carved, dyed and finished with Bush Oil and wax. He used an electric carver on it and said he prefers the flex cut blades for this tool.



Andy held up a piece that he said was from barn ash and about 16" in diameter. He said he would like to sell it for \$400 to 450

Show and Tell



New member Kevin holds a Maple bowl with a nice finish, and also showed a Macawba bowl with a nice shape to it. He also had a similarly turned bowl from walnut.



Wayne displayed a clock face turned from a piece of Claro Walnut. He hogged out the back and used Brazil Nut plugs in the front to represent the hour designations. More to be done here.





Ken holds a crotch of Mulberry which he turned, carved, & colored. He hand carved the outer depression, then used a carving tool for texture, then painted and dyed it. Interesting piece.



Paul holds a Berkley Maple platter which was originally 19" across except for a flaw. It's still a pretty good size. He displayed a thin wall Cherry bowl.





Mike Veno showed us an Adult Pine Wood Derby car

"In addition to the flying saucer portion of the main body, there are 9 additional turnings used on this model so far, and I'll have at least 4 more turnings once complete and I'll need to turn the main body off axis a few more times as well."

For more information about Adult Pine Wood Derby's Google : Adult Pine Wood Derby's
 ex: <http://www.pinewoodpro.com/pinewood-derby-car-about-pinewoodpro.php>



Charlie showed us a natural edge base turned goblet and a goblet with inlaid pieces of veneer to form a Celtic knot, two small containers with Celtic knots in this photo, and perhaps his most ambitious inlay piece using 16 different pieces of veneer in this one.



Kevin Mulligan has a piece of Bernie wood which he has turned for a wall hanging. He added a bird's nest inside as shown. He also showed what he referred to as an "emerging form" from his first tree in his yard at home, a weeping Cherry which died. He hand carved the stone top, and concluded with showing a platter which he turned and then gave to an associate artist he knows for some laser work. Interesting effect.




Peter holds a vase he turned from a piece of Bernie wood, a bowl turned from a piece of Cherry, and a small Cherry cup with a foot.



Two views of another piece of Bernie wood turned by Fred. Nice shallow bowl with good figure. Nice piece!



Here are two views of an amazing burl of Linden wood with a natural edge turned by Ellen Williams.



Jeff showed 2 tops, a hand held one of Maple & Bloodwood – and a self winding one of Maple, Ebony, & Bloodwood.

Hands on February 10th



Don works on the shape of the bottom of a White Ash bowl prior to hollowing it out.



Peter Soltz at work on his own bowl at the lathe.

Hands on March 10th

We had a good turn out for Saturday's Hands On. Pablo and Tim were in popular demand for a lot of turning assistance as is shown here.



Upcoming Events

Totally Turning 2018 Saturday & Sunday, March 24 & 25, 2018 at the Saratoga Springs City Center, Saratoga Springs, NY. Our 2018 Featured Presenters are: *Nick Agar, Mark Baker, Nick Cook, John Jordan, and Barbara Dill, Paul Petrie, Ralph Mosher, Donna Zils Banfield, John Franklin, and David Gilbert*

Derek Weidman will be demonstrating on April 28th, 2018 and conducting a Hands On workshop April 29th, 2018.

Photo of the massive elm burl donated by the Rhode island woodturners to be raffled off at the Derek Weidman demo



Saturday April 28th - Cape Cod Woodturners Demo Day.

The Second Parish Arts Festival - May 4th through May 14th

5th New England Woodturning Symposium - Saturday May 12th at Pinkerton Academy in Derry New Hampshire.

South Shore Arts Festival Father's Day weekend on Cohasset's Common

AAW's 32nd Annual International Symposium! June 14 -17, 2018

Arboretum show - Columbus Day weekend (October 6th & 7th).

Articles of general interest

Dues

It's that time of year again. Club dues are now due for 2018. You can pay at any meeting of Hands-On by Cash, Check or Credit Card or you can go to the club website to pay through PayPal using a Credit Card. Remember to fill in the note field if you are paying for someone other than yourself. Dues are \$50.00 per person.

<http://www.msswt.org/membership.html>

Items for sale

From: **peter soltz** <psoltz29@gmail.com> Subject: Woodsmith Magazines

"Sidney and I have combined our collections of Woodsmiths, and we have issues 7 thru 145 available for no charge if one of our members would like them".

Items For sale at the Club store : – contact Ron Reynolds at reynoldsron@comcast.net

JSP respirators spare parts (batteries, tear off shields, filters, pre-filters, and replacement face shield) available in the store

MSSWT MEMBER STORE

GLUES:		PRICE
	2 OZ. CA	4.50
	2 OZ. RUBBERIZED	6.00
	8 OZ. CA	13.00
	16 OZ. CA	23.00
	THICK, MEDIUM, THIN: SAME PRICE	
	2 OZ. ACELATOR (spray bottle)	3.50
	8 OZ ACCEL. REFILL	5.75
	2 OZ. DEBONDER	3.25
	4 OZ. EPOXY	6.00
	2 OZ. REPLACEMENT CAPS	0.50
	LONG NOZZLES	0.75
	2 OZ. EMPTY BOTTLES	0.75
ANCHORSEAL:		
	LARGE (approx 1 gallon)	16.00
	MEDIUM (approx. 1/2 gallon)	9.00
	SMALL (approx. 1 quart)	5.00
SANDING DISKS:		
	2"	3.50
	3"	4.50
	2" or 3" Replacement H&L Disk	0.50
	2" HOLDER	10.50
	3" HOLDER	12.50
	2" BLUE HOLDER	14.50
	3" BLUE HOLDER	16.50
	1/2" SOFT INTERFACE PAD EXTENSION	5.50
	3" HANDY SANDER (Palm Sander)	8.50
	SANDING TACO	4.50
	2 or 3" HAND HELD HOLDER (Kidney Shape)	12.00
CLOTHING:		
	CAPS	15.00
	TEE SHIRTS	16.00
	2X TEE SHIRT	18.00
	POLO SHIRT	27.00
	2 X POLO SHIRT	29.00
MISCELLANEOUS:		
	3" Lambswool Buff	9.00