

AS THE WOOD TURNS

October 1999

Oh! It Feels So-o-o Good!



Al Stirt Demonstrated Turning and Decorating Techniques

Twenty four turners attended the MSSW sponsored demonstration by world famous turner Al Stirt held at Hank Cahill's shop on Saturday September 25th. Hank's General lathe was moved to allow everyone a good view of the demonstration. Needless to say Al's finish cuts were smooth!

1999 MSSW Officers

President - Hank Cahill (781) 878-0234
Vice President - Felix Troiano (781) 749-1713
Treasurer - Wally Kemp (781) 871-1390
Secretary - Charles Rosen (781) 848-6589
Librarian - John Murphy (781) 834-1179
Newsletter - Mal Partridge (781) 843-3883



Next Meeting

Tuesday, October 26th, 1999
7:00 P.M.

At Hank Cahill's *Dust Bowl*
Refreshments by: Jeffrey Keller
Member Challenge: Walking Stick
Demonstration: Outboard Tool Rests

Meeting Minutes

The September meeting was called to order at 7:05 at Hank Cahill's Dust Bowl

President's Report

Hank introduced a visitor, Frank Jones, who had attended Al Stirts demonstration and is interested in joining our group.

Treasurer **Wally Kemp** reported a balance of \$822.00 after income of \$480 (24 @ \$20) from Al Stirt demo and expenses of \$550 to Al and \$71 to Hank for chair rental and refreshments. It was agreed that the fee for next demo would be \$25 to cover expenses and more advertising in newspapers and other locations would make sense.

Librarian **John Murphy** reported one video out to Hank (Turned Boxes by Ray Key).

Old and New Business

Arrangements for Audubon Farm Day, Oct 2, were discussed. Setup at 9am - **Hank** will bring our lathe, table and chairs. Editors note: Hank forgot chair so bought one at white elephant sale! **Wally** to bring grinder, **Mal** the MSSW banner and others to bring wood for turning and items for display and sale. Our demonstrations will take place on stage from 10am to 4pm with time out for children's entertainment around noon. Rain date sunday, October 3rd.

Our exhibit "More Art Forms in Wood" will be held at South Shore Audubon headquarters, Marshfield, MA. October 23 - December 4, 1999. Opening reception, Saturday October 23rd, 2-4 p.m. Set up Friday October 22nd. Tent cards for exhibited pieces are available from **Mal** at meeting and on set up day. A red dot on card during exhibit indicates the piece has been sold. Members were reminded to bring a bird house for display and donation to Audubon.

Christmas ornaments for Signature Gallery are due November 1st. **Mal** is in the process of drawing plans for the Gnome Rotary engine for The AAW challenge now that the rules have been announced - must fit in a 2ft cube and weigh less than 25lbs. Selection of wood for project was discussed.

The Al Stirt demonstration was discussed by members who attended. **Ernie** thought it was a worthwhile. **John Murphy**, who narrated the live video by Ken Taylor of Heron Cable, commented on Al's straight cut from center to rim, foot with offset groove and shear scraping technique. **Janet Collins** mentioned the slight scraper burr he used and how he was looking at the "horizon" while turning.

Other comments: Al held the tool with right hand near tool shank and rear of handle into arm for support with left thumb as a stop at times. He changed the tool rest position many times. Most of his work is committed to galleries. The slide show included Al's home and shop in Vermont near the Canadian Border. A beautiful location - complete solitude amongst the trees and hills.

A woodworking show will be held Oct 15, 16, 17 at Bayside Expo Center, Boston.

Paul Marks showed and members tried an Exocet tool he recently purchased. **Ernie** mentioned aluminum face plates he obtained information on from the internet. **Mal** suggested a future member challenge project - a twine holder and showed a picture of one. **Hank** showed his multi section walking stick and explained how it was constructed.

Jeff Keller won **John Shooshan's** dish and will contribute for next months drawing. A wood raffle was also held with some pieces of spalted maple brought in by **Richard Friberg** from two huge logs he obtained. Members were invited on October 9th to stop by his house with chain saws to "grab a piece".




Saturday morning Chain saw derby




Choice cut!

Al Stirt's Demonstration




As Al turns chip squirts straight out



Al takes a continuous cut, and fast




Roughing out inside - note grip



Finishing inside



Rubber router mat over inside plug



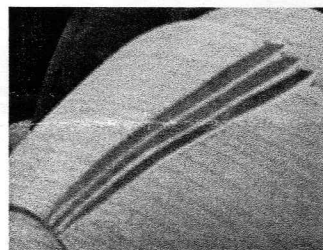
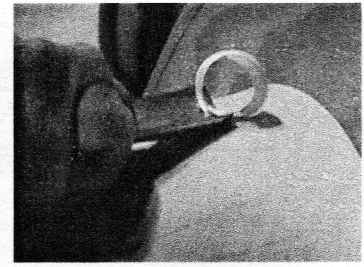
Outside finish cut with scraper



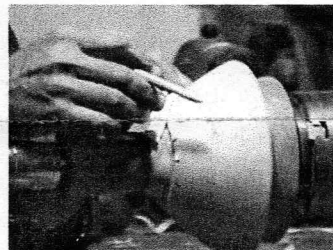
It's not a prayer meeting, but Al demonstrating tool sharpening technique, then finish cut - note grip




Bowl clamp for decorative carving and first tapered V groove cut



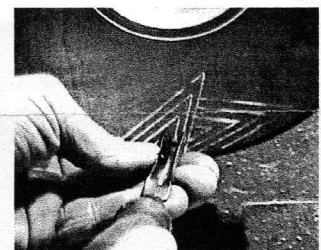
And on and on --



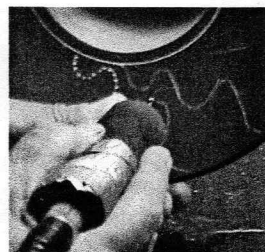
Tracing contour



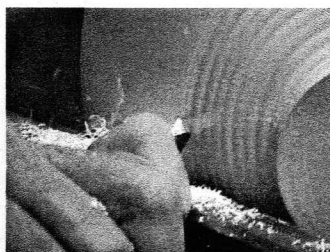
Freehand groove sanding




Air chisel carves decorative pattern thru black finish




Rotary grinder used for another effect



A delicate touch creates rings of beads



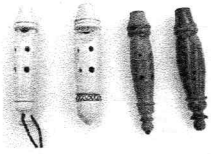
Samples of Al's work




Closeup of decorative design

Thankyou Al for an enjoyable and instructive demonstration

September Show & Tell



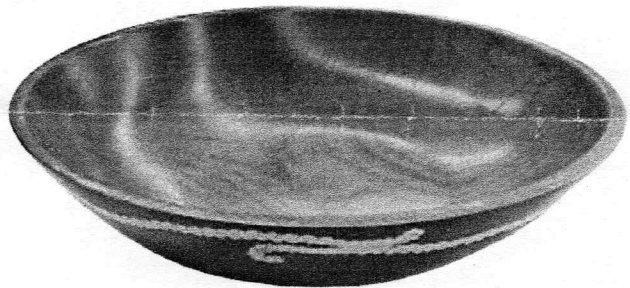
Whistles




Gavels by Jesse Meyer




Emilio's "Al Stirt" bowl - cherry with coves and spaces
(One of many bowls made for daughter's wedding)



Hank's cherry bowl with inlaid in routed "rope" groove




Mal's whistle and woven wood box



Hank's whistle




Bob Iuliano's yellow birch cup and bowl



Jeff Keller's pressure polished box with whistle

John Shooshan's bowls - bubinga & goncalo alves



John Murphy's cherry bowl with striated ribs scorched with torch, spalted maple compote bowl and acorn birdhouse in mahogany and pine for finch family



Richard Friberg's cherry bowl (centered), spalted sugar maple bowl from wood available to members, & whistle