



---

# AS THE WOOD TURNS

---

October, 2019

ISSUE 259

---

## MSSW OFFICERS

### President

Steve Wiseman  
(508) 285-9394  
stevwsmn@aol.com

### Vice president

Len Langevin  
(508)-789-4211  
lennysminiatures@gmail.com

### Treasurer

John Duggan  
(508)-583-7930  
john.duggan06@comcast.net

### Secretary

Kevin Mulligan  
(508) 954-9346  
Kevin.mulligan55@yahoo.com

### Librarian


Lenny Mandeville  
(508) 586-7679  
manleo@comcast.net

### Webmaster

Tim Rix  
(617)-259-5618  
rix.tim@gmail.com

### Newsletter Design & Publication:

Jeff Keller / jkeller@nerej.com  
David Linskey / dlinskey@aol.com



Pictured, is Ian's Self Winding Top

## MINUTES

*These are the minutes of the monthly meeting held September 24th, 2019 at Hank's Dust Bowl, 409 Washington Street, Abington*

- ◆ Steve began by announcing that the club has sold almost all of the stools made at various events and that members should make some more. Members should also make tops to take to upcoming shows. case in point, the Cape Cod Woodturners keep a box full of tops to hand out at shows.
- ◆ October 18th is the reception at the Arnold Arboretum in Jamaica Plain from 5-7:00 pm
- ◆ October 19th and 20th are the days of the show at the Arnold Arboretum in Jamaica Plain. Hours are 10-5:00pm

both days. Items in display cases can be picked up November 26/27th.

- ◆ October 19th is Farm Day at the Noah Webster estate in Marshfield hosted by Audubon. We will sell and turn from 10:00 AM until 4:00 PM. Setup is 9:00 AM.
- ◆ October 26th the Cape Cod Woodturners will show a video from 1-4:00 PM in the afternoon by Lyle Jamison. Cost is \$15 to attend for non-members.
- ◆ November ninth the AAW will host a demo at Rockler's store in Porter Square Cambridge. Steve said we need two members to turn pens. The event is from 9:30 - 4:30. Fred Johnson volunteered with Steve for this. There will be four classes.
- ◆ Lenny Mandeville announced that the James Library show will take place on Saturday December 7th in Norwell center. He is looking for fellow exhibitors. See Lenny if you are interested.

## Next Meeting

### Tuesday, October 22, 2019

@ Hank's dust bowl, 409 Washington St., Abington MA @ 7PM

### Refreshments

John Shooshan

### Demo

Christmas Ornaments

By Ian Manley & Steve Wiseman

### Hands On

October 12, 2019

November 16, 2019

Hank's Dust Bowl 9:00 AM until Noon

## NEW MEMBERS

## VISITORS

Christian Wakeman, East Bridge-water

## UPCOMING EVENTS

### CLUB MEETINGS

Tuesday, October 22 2019  
Hank's Dust Bowl @ 7:00PM

### Arnold Arboretum Exhibit

October 18th through 20th  
Pieces for the event should be brought to the September 17th meeting

### Farm Day

October 19th, Daniel Webster estate, Webster Street, Marshfield  
10:00AM—4:00PM

### Hands On

Saturday, October 12, 2019 &  
Saturday, November 16, 2019  
Hank's Dust Bowl 9:00 AM until noon

### James Library Show

Saturday, December 7th, 2019  
Anyone wishing to show and sell products or have any questions about the show, please contact Lenny Mandeville  
manleo@comcast.net

### Audubon Open House

Saturday, December 7th

### Christmas Party

Tuesday, December 17th, 2019  
Hank's Dust Bowl

- ◆ Steve reminded us that Ian has bubble wrap bags available for members to transport turned items to shows with. They are \$5- for a package of 10.
- ◆ John Duggan was away so Steve gave the Treasurer's report. The club has \$2856 on account.
- ◆ Lenny Langevin visited Scotland with his wife. He visited David Wilcox's shop who is a member of Scottish Woodturning. Their club has nine lathes in a former school. They traded turned objects. Len received a "wobble goblet" and Len gave David three miniature turnings. Members can use one of the

lathes when they wish as the club is open around the clock. It costs them two pounds for three hours. Membership is twenty pounds a year.

- ◆ Joe Centorino reported several of us exhibited at the first "Mann House & Garden Family Farm Day" at the Mann House in Scituate on September 21st. We turned tops and sold a few items. It was a well attended show.
- ◆ Ken Lindgren said he still has a large amount of exotic wood for sale from the estate of a deceased woodturner available to members. If interested, see Ken.

## MEETING DEMO

### *Turn a Self Winding Top by Ian Manley*




Pictured are two self winding tops made by Ian

Ian told us turning tops is a good exercise for beginning turners. He began with a piece of wood 2 - 2 1/2" in diameter and rounded it on the lathe between centers. To achieve this he used a 3/8" bowl gouge. He said that a 1/4" stem on a top is a good diameter for kids to grasp in turning it to spin. Also for kids, there should be no sharp edges.

For the self winding model, Ian told us that he first saw one turned by Ernie Grimes a former long time club member. Ernie liked to use a steel pin embedded in the tip.


Ian had a piece of wood 4" long

by 3" in diameter. He rounded it and cut a tenon on each end and placed one end in a chuck with the topside of the top facing out. He then drilled a 1/4" hole in that end and turned it around on the lathe to turn and




Ian mounts the blank for the top into the chuck.

shape the bottom. sections to 3/4"; 3/4" and 1 1/2". These are the distances for the shape of each area working toward the upper end which is 1 1/2". You can mark each increment with a pencil. Ian used a bedan to shape each area before parting the finished piece off with a skew.




Ian shapes the bottom section

Next turn the ring piece. Take a piece 1 1/2" by 1 1/2" and drill holes in it, a 9/32" hole for the stem and a 3/4" hole in the middle. You can do several and cut



Ian is holding a predrilled blank for the ring to be shaped from.




This photo shows the stem ready to be shaped on the lathe.




The stem is turned.

each one off into discs.


Now turn the pin. Use 3/4" stock between centers. Round it using a roughing gouge or a skew. Mark 3/4" on the tailstock end. Now turn a bead (for a knob to grasp it by) on the headstock end and make sure the shaft fits the ring. Drill a 1/16" hole on the pin for the string. Ian recommends using leather or sailmaker's thread (about a 18-20" piece).




Ian with his finished top




Ian uses a wrench to measure the diameter of the stem to make sure it will slide easily inside the ring of the top.



Ian's finished demo self winding top in spalted maple.



Ian shapes the bottom of the top




Close up of the top bottom being shaped




a spinning top decorated with colored markers like we turn and give away to kids at shows


## Our Arnold Arboretum Submittals




Jeff's alabaster and bloodwood box which will be displayed at the Arnold




Large mahogany bowl turned by Kevin




natural edge maple bowl by unknown member



Vessel with lid turned by Kevin




sculpture in maple burl by Kevin




Sculpture of three combined shapes by Steve.

# Our Arnold Arboretum Submittals



small vessel w epoxy dye by Bill Dooley



large natural edge bowl by Bill Dooley

## MEMBER STORE

### GLUES

Description	Price
2 oz. CA	\$4.50
2 OZ. Rubberized	\$6.00
8 oz. CA	\$13.00
16 oz. CA	\$23.00
2 oz. Accelerator (spray bottle)	\$3.50
8 oz. Accelerator Refill	\$5.75
2 oz. De-Bonder	\$3.25
4 oz. Epoxy	\$6.00
2 oz. Replacement Caps	\$0.50
Long nozzles	\$0.75
2 oz. Empty Bottles	\$0.75
Yorkshire Grit	\$10.00

### ANCHORSEAL

Description	Price
Large (approx. 1 gallon)	\$16.00
Medium (approx., 1/2 gallon)	\$9.00
Small (approx. 1 quart)	\$5.00

### SANDING DISKS

Description	Price
2"	\$3.50
3"	\$4.50
2-2/14" Scollap	\$10.00
2" or 3" Replacement H&L	\$0.50
2" Holder	\$10.50
3" Holder	\$12.50
2" Blue Holder	\$14.50
3" Blue Holder	\$16.50
1/2" Soft Interface Pad Extension	\$5.50
3" Hany Sander	\$8.50
Sanding Taco	\$4.50
2" or 3" Hand Help Holder (Kidney Shape)	\$12.50
3" Lambswool Buff	\$9.00

## WHAT TO WEAR

### More from the Store

Caps	\$15.00
Tee Shirts	\$16.00
2X Tee Shirts	\$18.00
Polo Shirt	\$27.00
2X Polo Shirt	\$29.00