



# AS THE WOOD TURNS

April 2022

Issue 288



## MSSW OFFICERS

### President

Joe Centorino  
(617) 529-4997  
jcentorino@verizon.net

### Vice president

Sonny Tice  
(617) 835-0810  
gmt1113@yahoo.com

### Treasurer

Charlie McCarthy  
(781) 953-4368  
chasmcca@msn.com

### Secretary

Kevin Mulligan  
(508) 954-9346  
kevin.mulligan@yahoo.com

### Librarian

Lenny Mandeville  
(508) 586-7679  
manleo@comcast.net

### Webmaster

Tim Rix  
(617) 259-5618  
rix.tim@gmail.com

### Store supplies

Ron Reynolds  
(508) 697-3927  
reynoldsron@comcast.net

### Newsletter

Jeff Keller  
jtkeller116@gmail.com  
Michael Waddell  
mwaddell@mwdb.com



Don Messinger presented his "wavy bowl" technique at the March 2022 club meeting. See the full story on page 3.

## Minutes of Meeting March 22, 2022

Our newest member is Doug Hastings, who attended the recent Saturday Hands On. Welcome Doug!

♦ Joe began by thanking Michael Waddell for his assistance in taking over the duties of formatting the news and photo pages of the club newsletter. He also thanked David Linsky for several years of previously doing the same.

♦ The club Demo Day takes place Saturday, April 23rd. Space is filling up fast. If you want to register to attend, please contact David Rice. There

are 35 members registered at the time of this meeting. Sonny added, "Demo Day will begin at 8:30 am and will feature 5 demos. Raffle tickets are \$4.00 each so bring cash." Joe added that Joe Freshette has supplied a lot of exotic wood for the raffle and there are also two burls. More information is on the website at [msswt.org/mssw-demo-day](http://msswt.org/mssw-demo-day)

♦ Sonny added that the club needs volunteers for this event the night before to help set up seating and the morning of the event to help di-

(Continued on page 2)

## NEXT MEETING

Tuesday, April 26  
7pm

at the "Dust Bowl"  
409 Washington St.  
Abington, MA 02351  
Refreshments by:  
Bill Cyr

*Demos: Needed!*

Contact Sonny Tice  
gmt1113@yahoo.com

## DEMO DAY

Saturday, April 23  
9am—5pm

Contact David Rice  
dergas5@aol.com  
(617) 470-1139

## DEMO DAY

Saturday, April 23, 2022  
at the "Dust Bowl"  
409 Washington St.  
Abington, MA 02351

Demo Day will feature five presenters:

- ♦ **Steve Wiseman** - turning a platter
- ♦ **Wayne Miller** - assemble and turn a segmented donut
- ♦ **Bob Allen** - turning safety using a four jaw chuck
- ♦ **Ian Manley** - using skew chisels
- ♦ **Mike Grady** - turn a box.

**Cost:** \$30 club members, \$35 nonmembers.

Lunch will be provided.

Raffles for two burls for \$5 a ticket (two winners!)

### REGISTRATION

Contact David Rice  
[dergas5@aol.com](mailto:dergas5@aol.com)  
(617) 470-1139

### ⇒ Volunteers Needed

- ⇒ To set up seating the day before
- ⇒ To coordinate parking outside. A leading question for this will be to answer, "Are you planning to stay the whole day or not?"

- The Gateway club is donating chairs.
- *Capacity limited to 40 people.*
- *Register in advance with Dave Rice.*

(Continued from page 1)

rect parking in the back.

- ♦ South Shore Arts Festival takes place on Father's Day weekend (June 18, 19, 20). Steve Wiseman is chairing this event.
- ♦ Totally Turning takes place March 26-27 in Saratoga Springs, NY. A fairly large number of members attended. Photos below.
- ♦ As you know the club has a list of Mentors listed in the newsletter and online to help assist others in turning. If you would like to be included as a mentor, please contact Glenn Siegmann ([gcsiegs@gmail.com](mailto:gcsiegs@gmail.com)).
- ♦ Kevin announced that membership cards have been updated. If you haven't received yours by now, please contact him.
- ♦ Charlie said the club has \$2890 on account not including the scholarship fund.
- ♦ Lenny said the club received 10 woodturning books from Pablo. They will

be available to members at the April meeting. George has donated a number of DVDs on woodturning also.

- ♦ Joe said that Bill Dodge is in the hospital and is expected to return home soon. He said that Jim Kelly had a table saw accident when he was cutting segments and lost a finger. Finally Ron Reynolds is in the hospital scheduled for a procedure to reduce fluid build up in his lungs. Please keep these men in your thoughts.

### ♦ Bringback

1. Maple bowl from Ian was won by Vince Kennedy
2. Red maple box turned by Jim Briggs was won by John Shooshan
3. Lidded box from a yew root by Allen Ganzer won by Fred Johnson

## MENTOR LIST - [www.msswt.org/mentors/](http://www.msswt.org/mentors/)

Here is a list of members who have volunteered to work one-on-one with novice turners to answer questions, share techniques and provide guidance. Please contact a mentor directly. For a full description of their specialties, see the website.

Please coordinate Hands-On mentoring at the Dustbowl through Glenn so we can manage numbers and equipment. **If you want to be a mentor, please contact Glenn Siegmann ([gcsiegs@gmail.com](mailto:gcsiegs@gmail.com)).**

**UPDATED!**

Mentor	Contact Information	Teaching Locations
Joe Centorino	<a href="mailto:jcentorino@verizon.net">jcentorino@verizon.net</a> 617-529-4997	HO, MS, YS
Jeff Keller	<a href="mailto:jtkeller116@gmail.com">jtkeller116@gmail.com</a> 781-878-7310	HO, MS, YS
Ken Lindgren	<a href="mailto:kenlindgren@norwoodlight.com">kenlindgren@norwoodlight.com</a>	HO, MS, YS
Charles McCarthy	<a href="mailto:chasmcca@msn.com">chasmcca@msn.com</a>	MS
Ron Reynolds	<a href="mailto:reynoldsron@comcast.net">reynoldsron@comcast.net</a>	HO, MS
Albert Vandam	<a href="mailto:arvandam42@gmail.com">arvandam42@gmail.com</a> 978-844-1197	MS, *
John Voloudakis	<a href="mailto:john.voloudakis@gmail.com">john.voloudakis@gmail.com</a>	MS, YS
Steven Weisman	<a href="mailto:stevwsn@aol.com">stevwsn@aol.com</a> 774-265-5243	MS, HO

Legend for Mentors teaching locations: **HO** = Hands-On, **MS** = Mentor's Shop, **YS** = Your Shop, \* = Seasonal availability —check with the mentor.

**Astute shoppers shop at the Club store:** David Rice noted that Anchorseal on Amazon is **\$44.00 per gallon**. See page 3 of the newsletter for the MSSW Store price. Make sure you're sitting down!





## Member Store

<https://msswt.org/resources/store/>

### Glues

Description	Price
2 oz. CA	\$4.50
2 oz. Rubberized	\$6.00
8 oz. CA	\$13.00
16 oz. CA	\$23.00
2 oz. Accelerator (spray bottle)	\$3.50
8 oz. Accelerator Refill	\$5.75
2 oz. CA De-bonder	\$3.25
4 oz. Epoxy	\$6.00
2 oz. Replacement Caps	\$0.50
Long Nozzles	\$0.75
2 oz. Empty Bottles	\$0.75
Yorkshire Grit	\$10.00

### Anchorseal

Description	Price
Large (approx. 1 gallon)	\$16.00
Medium (approx ½ gallon)	\$9.00
Small (approx. 1 quart)	\$5.00

### Sanding & Misc. Supplies

Description	Price
2" Disk	\$3.50
3" Disk	\$4.50
2", 2 ¼" Scallop	\$10.00
2", 3" Replacement H&L	\$0.50
2" Holder	\$14.50
3" Holder	\$16.50
2" Blue Holder	\$xx.xx
3" Blue Holder	\$xx.xx
1/2" Soft Interface Pad Extension	\$xx.xx
3" Hand Sander	\$xx.xx
Sanding Taco	\$4.50
2", 3" Hand Held Holder (kidney shaped)	\$12.00
3" Lambswool buff	\$9.00

### Other

Description	Price
3D Printed Fibonacci (Golden Ratio) Calipers	\$7.00
3D Printed MT2 Taper Cleaner	\$10.00
JSP Spare Rechargeable Battery Pack	\$148.00
JSP Impact Visor Replacement Kit	\$55.00
JSP Face Seal Replacement	\$20.00
JSP Peel-off Visor Protector (Pkg of 10)	\$35.00
JSP Pre-filter Pads (Pkg of 10)	\$18.00
JSP Particulate Filters (Pkg 10)	\$40.00

# LIVE DEMONSTRATION

## Turning a wavy bowl by Don Messinger

**DON** has a novel way to use up scrap wood. He said some people call it a wavy bowl, and some people call it an "Economy Bowl." Whatever you call it, it looks cool! Don begins his wavy bowl project by drawing out

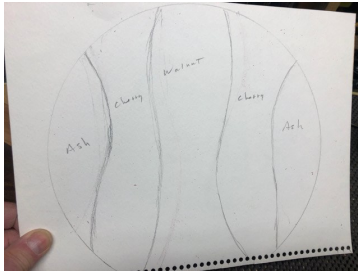


Photo 1




Photo 2



Photo 3



the proposed pattern of wood pieces (photo 1). Using the drawing as a template, Don cuts and glues the selected wood segments together and then outlines the circumference of the piece (photo 2).

He cuts out the circle, mounts the segmented blank on the lathe, and slices a ring and base with a parting tool at 45°. Don aligns the upper ring and cored out center and glues them up with Titebond II in his special press (photos 3, 4).

Then he turns the bowl (photos 5,6).

*Wavy!*



Photo 4




Photo 5



Photo 6



## WIT NEWS

AAW Members can look into WIT events at <https://www.woodturner.org/>

## BRING BACK TURNING



Yew lidded box by Allen Ganzer won by Fred Johnson



Maple bowl by Ian Manley won by Vince Kennedy



Red maple box by Jim Briggs won by John Shooshan

# WOMEN IN TURNING

## Molly Johnson Meets the Challenge



**H**ello South Shore Woodturners!

Recently I contacted Robin McIntyre from the Cape Cod Woodturners looking for information. I never expected to be transformed into the Women In Turning (WIT) Committee Liaison for our own club! I'm both surprised and proud to accept this role.

A little about WIT. Women In Turning is an official committee of the AAW, with members worldwide. The goal of WIT is: *To encourage and retain women in the craft of woodturning.* This effort takes many forms from national/international events and projects, to gatherings at the local chapters. Each chapter is represented by a WIT Committee Liaison. For the MSSWT, that's me!

A little about me. I've been making shavings off and on since about 2007. The memory of my first project—

a weed pot— is still so vivid. How proud I was of making something with my own hands, tools, and a log from the woodpile.

Helping me along the way were many influences, the most important of which were my mentor ([instagram.com/bowlcrafter](https://www.instagram.com/bowlcrafter)), who taught me tool control and design, and my woodturning club, Lake Superior Woodturners ([www.lakesuperiorwoodturners.com/](http://www.lakesuperiorwoodturners.com/)) where I found encouragement, technical help, inspiration and access to training from instructors the world over. Admittedly, the club also fostered a wood hoarding addiction. But then, you gotta have wood if you want to turn!

Woodturning is often a solitary pursuit. One turner at her lathe, learning the secrets of turning wood into beauty. Inspiring demos from famous turners set the bar. Yet, as we stand at our lathes and wonder just how to hang onto that blank or how to fix that spiral shaped scar, it's the practical help and the pep

talks from mentors and from our local clubs that keep us going as we work toward mastery.

That is what a WIT Committee is all about - building onto the foundation of help, mentoring, and community at the heart of each local club; and then, connecting female woodturners across the globe. Each WIT Committee is tailored to the needs of its local members; so over the next few months, the women of MSSWT will decide what form our own committee will take. Stay tuned!

A huge thank you to members of MSSWT who have been so encouraging to this endeavor, extra thanks to our president, Joe Centorino.

Safe & happy turning,  
Molly Johnson







# HANDS-ON

MARCH 19, 2022



Lots of activity for the hands-on session at the Dust Bowl on the morning of March 19. See for yourself!

## What to Wear More from the Store

MSSW Gear Cap	\$15.00
T-Shirt	\$16.00
2X T-Shirt	\$18.00
Polo Shirt	\$27.00
2X Polo Shirt	\$29.00

The MSSW Club Store is open during Hands-On sessions and monthly meetings. The price list is published on our website (<https://msswt.org/resources/store/>) and this newsletter.

Our shop manager, Ron Reynolds, will be happy to assist you and take payment. If Ron is not available, check with our Treasurer, Charlie McCarthy or President, Joe Centorino.

*Have you hugged a wood turned today?*



Steve Wiseman working with Linda Nappi and Doug Hastings looking on.



Vince Kennedy watching as Ken Lindgren works with Jeff Donnelly



(left) Ron Reynolds (L) and David Rice (R) hang out near the club store.



(right) Wayne Sargo (L) and Billy Martin (R) discuss options for turning a Walnut crotch.



(L-R) Fred Johnson, Jim Briggs, Vince Kennedy, and Sonny Tice socializing



(L-R) Steve Wiseman mentoring Linda Nappi while Doug Hastings, Ron Reynolds, Jim Briggs, and Wayne Miller look on.

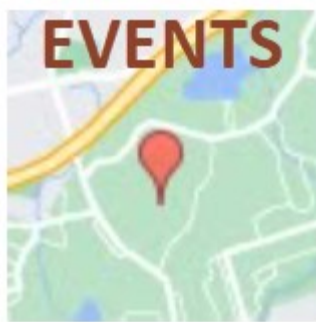


(L-R) David Rice, Glenn Siegmann, Vince Kennedy, Tim Rix, and Fred Johnson



(L-R) Tim Rix, Fred Johnson, Sonny Tice and Bill Cyr having a meeting of the minds.





# TOTALLY TURNING

Saratoga Springs, NY - March 26-27, 2022



The AWA (Adirondack Woodturners Association) is a Special Interest Group (Woodturning) of the Northeastern Woodworkers Association (NWA) based in New York. The Totally Turning Symposium is a weekend of in-person, professionally led woodturning demonstrations and a showcase of juried turned work and vendor offerings. Members of MSSW attended en masse! Here's what they shared.



End-grain vase turned by Rudy Lopez (Joe Centorino.) Joe observed, "There is definitely more than one 'right' way to turn the same item... specific gouge angles are more a marketing gimmick."



Wayne Sargo's photos of juried gallery work. He said, "I was hoping for more vendors in the show room. I hardly spent any money."

**Wayne Sargo's take:** "I attended six presentations. As a novice turner they were all interesting to me. It's tough sometimes to separate techniques used by different presenters and figure out which is better (for me). I got a lot of great ideas...There's a lot of talent out there."

**David Rice's feedback:** Good experience. Nick Cook, Stuart Batty, Lyle Jamieson— all right there with time to ask questions. They were happy to be in front of a live audience for the first time in 2 years. To see Batty adjust the rear bearings on the Powermatic to get rid of a vibration and the class never skipped a beat. That is a professional. I am going to try Batty's 40/40 grind.

I learned things, remembered things, and understand more things. Hint: Make dinner reservations today for next year!



Charlie McCarthy found bearded attendees were welcome.



Joe Centorino, Fred Johnson, and Wayne Sargo chilling between sessions.

**Glenn Siegmann** said, "The most important thing that I took away was to take my time with my turning projects."

I was also surprised that many were recommending a straight edge on the wings of their bowls gouges rather than the slightly convex wing that I have always heard (preferred with the Ellsworth grind). It does seem to make more sense when you use a scraping or sheer scraping cut.

**Michael Waddell** didn't know what to expect as a first time attendee. He noted, "The instruction was impressive and I was kind of overwhelmed at all the knowledge sharing. It was cool seeing Batty and Rudy Lopez up close. New to me was Nick Cook, who made production turning look like child's play. I'll definitely be going back!"



Nick Cook made a maple garden dibble with his skew in about 5 minutes.



The gallery and vendor hall. Great deals on wood and tools. Ask Joe C.



Stuart Batty fashions an ash bowl.



# Show & Tell



## Memorial Plaque



The club's memorial plaque lists departed former members and is on display during the monthly meeting.



Ellen Williams 3 captive rings in Cherry.



Ellen Williams Tiny Tops



Andy Osborne and his shield turning



Ellen Williams beehive bank



Kevin Mulligan large hollow form with Waterlox finish.



Andy Osborne bowl







Joe Centorino ring caddy from



Joe Centorino Maple & resin platter



Joe Centorino 16" winged bowl from a White Oak crotch



Don Messinger bowl



Joe Centorino side view of winged bowl



Ken Lindgren platter inspired by a piece by Sonny Tice. Ken embellished with coffee grounds and pen blank cutoffs.



Peter Soltz bowl



Peter Soltz bean-filled rattle



Don Messinger presented two Corian segment bowls he turned.



Show and Tell  
March 22, 2022