



A Chapter of the American Association of Woodturners

AS THE WOOD TURNS

August-September 2022

Issue 292



MSSW OFFICERS

President

Joe Centorino
(617) 529-4997
jcentorino@verizon.net

Vice president

Sonny Tice
(617) 835-0810
gmt1113@yahoo.com

Treasurer

Charlie McCarthy
(781) 953-4368
chasmcca@msn.com

Secretary

Kevin Mulligan
(508) 954-9346
kevin.mulligan@yahoo.com

Librarian

Lenny Mandeville
(508) 586-7679
manleo@comcast.net

Webmaster


Tim Rix
(617) 259-5618
rix.tim@gmail.com

Store supplies

Ron Reynolds
(508) 697-3927

Newsletter

Jeff Keller
jtkeller116@gmail.com
Michael Waddell
mwaddell@mwdb.com



Rhode Island State Capitol Dome

Photos of two of the club's past collaborative projects. The Gnome rotary engine (left) which got a third place award at the AAW's 2000 symposium, and the Rhode Island Capitol Dome, awarded first place in the Technical division at the 2002 AAW Symposium. See page 6 for details.

Meeting Notes— July 26, 2022 by Jeff Keller

Guests: **Bill Houser**, art director of the James Library lathe and two or three treadle lathes.

New members: **Mike Teeley** of Cotuit and **Paul Conca** of East Bridgewater

• **Joe Centorino** began by reminding members that name tags are available from **Kevin Mulligan** or himself if yours is missing or in error.

• The Marshfield Fair will take place August 19th through the 28th. There is a sign up sheet for demonstrators, booth ambassadors to meet and greet attendees, and members to man the booth for items for sale. There will be three demonstrations per day. Hours are noon until 8:00 pm daily. Links to the fair handbook and website have been sent out. Joe is chairing this event. He told us that the club plans to exhibit a pole

• The James Library is holding a show and exhibition of turned items (they don't have to be for sale). **Steve Wiseman** is chairing this event. There will be no demonstration but there will be an Open House (without food and drink due to Covid) September 16th. The show runs to October 22nd. Mike Veno raised a question about bios and photos of the woodturners. Steve responded that the James is handling that but that members can supply their own.

• Bill Houser, art director of the James Library was in attendance and announced that all of the members' exhibits were acceptable for the show—with

(continued next page)

NEXT MEETING

(No August Meeting)

Tuesday, Sept. 27

7pm at the "Dust Bowl"
409 Washington St. Abington, MA 02351

Refreshments by:

Fred Johnson

DEMO:

N/A

tbd

Future Demos Needed!

contact Sonny Tice
gmt1113@yahoo.com

NEXT HANDS ON

Saturday, August 13

9am—12pm

Savings:

from the president



Thank you to all who attended the July meeting either in person or on Zoom. Attendance was down some especially on Zoom. I am hoping it was due to the fact that it is summer and folks have other activities.

We have a number of events in store: **Marshfield Fair** (Aug 19th - 28th) and exhibitions at the **James Library** in Norwell and the **Arnold Arboretum** in Boston. We will be holding a **special meeting 7 pm Tuesday evening August 16th** with a sole focus of selecting additional pieces for the James Library exhibition (Sept 16th - Oct 22nd) as well as the **Arnold Arboretum** (Oct 7-9). I encourage all members to participate in either or both events. If you have questions please contact Steve Wiseman (stevswmn@aol.com) or me (jcentorino@verizon.net).

Hope to see you all at the Marshfield Fair!



(Continued from page 1)

hopefully more to come. He told us the Library takes 35% of the sales price. How that works is that they collect payment for items sold and send the member a check. The member deducts the 35% and sends it to the library. Joe reminded members that we can take items out of the James Library show to exhibit at the Arnold Arboretum if we want to.

- The Arnold Arboretum will hold its show and sale October 7th through the 9th in celebration of its 125th Anniversary. We will have a demonstrator outside on Saturday and Sunday. Steve is chairing this event also. There will be a special meeting August 16th strictly for selection of pieces for the Arboretum. This will be in place of the regular August club meeting which will not be held.

- There will be a craft fair at the Marshfield Senior Center

November 6th, it will be a small event with no turning demo. We will just have two tables for display.

- Joe told us the turning smocks and aprons have been delivered to Peter L'Italien's wife for embroidery. He has let us know that they are available for pickup. See Ron if you want to prepay and he can send you an invoice.

- Joe is asking for members to investigate woodturning display opportunities at libraries or other public centers in their communities and report back to the Club officers.

- Joe announced that the club has a new remote controlled camera which includes two microphones for the audience. Members should use a microphone when they speak at the meeting so all participants— whether remote or in-person—can hear. He added that the club has also acquired an additional 40" moni-

tor and a donated computer as well; the better for folks on Zoom to follow along during the meeting.

- Joe mentioned that **Kevin Mulligan** has a mild case of Covid. Feel better Kevin!

- Joe also said he learned that **Ian Manley** is sick with the flu. Ian, we hope you are feeling better!

- **Charlie McCarthy** told us the club currently has \$4,289.80 on account. Of that \$1,421 is available for member scholarships leaving a balance of \$2,868.80 cash on hand.



MENTOR LIST - www.msswt.org/mentors/

Here is a list of members who have volunteered to work one-on-one with novice turners to answer questions, share techniques and provide guidance. For mentoring, contact a mentor directly. For a full description of their specialties, see the [website](#).

If you're mentoring at the Dust Bowl, coordinate through Glenn Siegmann (gcsiegs@gmail.com) so we can manage numbers and equipment. **If you want to become a mentor, please contact Glenn.**



Mentor	Contact Information	Teaching Locations
Joe Centorino	jcentorino@verizon.net 617-529-4997	HO, MS, YS
Jeff Keller	jkeller116@gmail.com 781-878-7310	HO, MS, YS
Ken Lindgren	kenlindgren@norwoodlight.com	HO, MS, YS
Charles McCarthy	chasmcca@msn.com	MS
Wayne Miller	wayne33@pzturn.com 617-610-7820	HO, MS, YS
Ron Reynolds	reynoldsron@comcast.net	HO, MS
Albert Vandam	arvandam42@gmail.com 978-844-1197	MS, *
John Voloudakis	john.voloudakis@gmail.com	MS, YS
Steven Wiseman	stevswmn@aol.com 774-265-5243	MS, HO

Member Store

<https://msswt.org/resources/store/>

Glues

Description	Price
2 oz. CA	\$4.50
2 oz. Rubberized	\$6.00
8 oz. CA	\$13.00
16 oz. CA	\$23.00
2 oz. Accelerator (spray bottle)	\$3.50
8 oz. Accelerator Refill	\$5.75
2 oz. CA De-bonder	\$3.25
4 oz. Epoxy	\$6.00
2 oz. Replacement Caps	\$0.50
Long Nozzles	\$0.75
2 oz. Empty Bottles	\$0.75
Yorkshire Grit	\$10.00

Anchorseal

Description	Price
Large (approx. 1 gallon)	\$16.00
Medium (approx ½ gallon)	\$9.00
Small (approx. 1 quart)	\$5.00

Sanding & Misc. Supplies

Description	Price
2" Disk	\$3.50
3" Disk	\$4.50
2", 2 ¼" Scallop	\$10.00
2", 3" Replacement H&L	\$0.50
2" Holder	\$14.50
3" Holder	\$16.50
2" Blue Holder	\$xx.xx
3" Blue Holder	\$xx.xx
1/2" Soft Interface Pad Extension	\$xx.xx
3" Hand Sander	\$xx.xx
Sanding Taco	\$4.50
2", 3" Hand Held Holder (kidney shaped)	\$12.00
3" Lambswool buff	\$9.00

Other

Description	Price
3D Printed Fibonacci (Golden Ratio) Calipers	\$7.00
3D Printed MT2 Taper Cleaner	\$10.00
JSP Spare Rechargeable Battery Pack	\$148.00
JSP Impact Visor Replacement Kit	\$55.00
JSP Face Seal Replacement	\$20.00
JSP Peel-off Visor Protector (Pkg of 10)	\$35.00
JSP Pre-filter Pads (Pkg of 10)	\$18.00
JSP Particulate Filters (Pkg 10)	\$40.00

LIVE DEMONSTRATION

Michael Veno Turns a Flower



by Jeff Keller

Mike began by saying that he uses green wood with a straight grain in turning his flowers because it is easier to work with.



His tool of choice is the skew, albeit with a convex grind instead of the usual concave. He achieves this grind by roughing out the general shape on the grinding wheel and then refining it by using a belt sander with "used" 80 grit sandpaper. Lastly he hones the skew with a diamond stone.




He mounted the straightest part of the stick of 3/4" diameter dogwood into the chuck; his chuck uses pin jaws. He then rounded it to cylindrical and cleared the bark. Then he flipped it over and rounded the other end.

After rounding Mike adjusted his tool rest to 45° and began peeling back a layer of wood by riding the bevel of the skew on the long grain. He said each type of wood peels differently. He added that if you were to try this with the normal concave grind on the skew, it would tend to travel off the wood and the shaving would be sliced off. He told us the trick was to get the



largest shavings first at the bottom and then succeeding smaller ones in the following cuts.



After the petals had been formed Mike showed us how he colors them. He began with a spray bottle of water. Next he used a brush with color just touching the ends of each petal.



WIT

Women in Turning

Ahh summer. Tis the time for vacations and outdoor fun. That's what the Women in Turning have been doing this past month. We'll buckle down soon, but not quite yet.

For those turners looking ahead, mark your calendars for these online events. Cindy Drozda is a terrific demonstrator, and I heartily endorse the Virtual Symposium. I "attended" last year and

found the two-day intensive to be packed with tips, training, and projects for turners of all levels. These events are open to all. No AAW membership required. Remember, our chapter has scholarship money for turners who want to study with the pros. Application is as easy to handle as a summer strawberry pie.

AAW Remote Demonstrator Event September 17, 2022

1:00 PM - 4:00 PM EDT

Learn to Turn Lidded Containers #3 - Natural Edge Lidded Chalice Part 1—Cindy Drozda

AAW Virtual Symposium Saturday & Sunday, Oct. 15 & 16, 2022

Learn beginner and intermediate skills through projects by some of the best woodturning instructors from around the world: Helen Bailey, Ernie Conover, Keith Gotschall, Rudolph Lopez, Jim Rodgers, and Malcolm Tibbets.


More information and registration coming soon.





HANDS ON

July 16, 2022



Who's who at the July "Hands On"

BRING BACK

Bring Back is a renewed club tradition. At each meeting, members in person and on Zoom receive a raffle ticket. Three winners are drawn and each winner gets a wood turning created by a previous winner of the Bring Back. Each current winner then has to **Bring Back** one of their own turnings for the next meeting.

This month's results:

- ◆ **Steve Gilman** on Zoom won a vase turned by **John Gear**
- ◆ **Molly Johnson** won a cherry bowl turned by **Tom Ritchie**



- ◆ **Brooks Holmes** was absent so his Bring Back was deferred until a future meeting.



Steve Wiseman helps new member, Paul Conca, learn to turn.



Wayne adjusts the jig holding his bowl gouge prior to sharpening it.



Sonny Tice and David Rice at the Hands On



Billy Martin on the lathe at the Hands On

Now Hear This!

Seeing (and Hearing) Is Believing With the Audio Visual Crew

The crew of Molly Johnson, Billy Martin, Vince Kennedy, and Fred Johnson are mastering the art and craft of audio/ visual engineering with coaching and carpentry from Joe Centorino.



Pictured is the storage cabinet Joe Centorino made to store video equipment used for Zoom meetings. Joe spent a day and a half constructing it in his shop .



This photo shows the cabinet's interior with a monitor.



On the back of the cabinet are spools of wire used in the video feeds.



During the live demonstration at the member meeting, Molly (with headphones) tracks 4 separate cameras and selects the best viewing angle. On the break, Joe offers some finer points for audio calibration while Fred listens in. Our Zoom attendees benefit from the A/V improvements—and in-person attendees get high resolution instruction on the new 40" monitors.

From the Archives

A Trip Down Memory Lane

The MSSW Club has a long list of outstanding accomplishments. See for yourself by browsing our newsletter archives online at [Resources/Newsletters](#).



AAW Symposium 2000 Special Edition

The Art of Precision Woodturning

The Hum of the Fifty Gnome

Give me the hum of the Fifty Gnome,
Flying o'er hill and dale,
Taking me whither I care to roam,
To uplands, or sun-kissed vale,
Take me away from the busy street,
Away from the township toll;
Give me the hum of the Fifty Gnome -
The taste of the castor oil.

Give me the hum of the Fifty Gnome,
Give me the chance to go
Over the city's cross-topped dome,
Over the hills of snow,
Never was loved one half so dear,
Never was voice so sweet,
Give me the hum of the Fifty Gnome -
The feeling of icy feet.

**50 HP Gnome Rotary Engine Circa 1909
1/2 Size Wooden Replica**

Take time. Take pride. Take aspirin

Fabrication Team: Hank Cahill, Richard Friberg, Ernie Grimes, Roger Hill, Emilio Iannuccillo, Jeffrey Keller, Wally Kemp, John Murphy, Mal Partridge

Carbon steel, stainless steel & aluminum brass holder, drive gears, engine support plate, oil pump, magnets (below), crankshaft, rear crankshaft support and carburetor assembly

Free cast-iron push rod cam housing cover with manganese phosphor shaft is integral part of this cover

Exhaust valve push rod assembly & spark plug

Precision boring a crankshaft hole and carburetor cover section

Flux smooth for stand

Laminated birch veneer

Direct (not Dunkin) substance air adjuster

Drum (not Dunkin) for carburetor above

Cylinder attachment to crankcase

Shaping gear teeth on turned blanks using acrylic index disk. Same technique used for large hex heads and spander gears.

Presentation board, engine drawing set and research data

Boring cylinder & push rod holes in crankcase - note 7 sided feature

Note: The entire replica Gnome Rotary Engine can be disassembled for "maintenance"

These two award-winning projects were presented in Special Issues of the club newsletter. Enjoy the whole story on the club website at: <https://msswt.org/resources/newsletters/>
Use the links at the top of the page in the section "Special Issues"

AS THE WOOD TURNS

AAW Symposium 2002 Special Edition

Rhode Island State Capitol Dome

2002 MSSW Officers

President - Hank Cahill (781) 878-0234
Vice President - Felix Troiano (781) 749-1713
Treasurer - Wally Kemp (781) 871-1390
Secretary - Mal Partridge (781) 843-3883
Librarian - John Murphy (781) 834-1179
Newsletter - Mal Partridge (781) 843-3883

Presenting
Massachusetts South Shore Woodturners
AAW Chapter Collaborative
Challenge 2002

June 28 - 30, 2002
Rhode Island Convention Center
Providence, RI

Fabrication Team

14 Talented Craftsmen
Hank Cahill, Bernie Feinerman,
Richard Friberg, Ernie Grimes, Angelo
Iafrate, Frank Iafrate, Emilio Iannuccillo,
Bob Iuliano, Jeff Keller, Wally Kemp,
Leonard Langevin, Jesse Meyer,
John Murphy, Mal Partridge