



A Chapter of the American Association of Woodturners

# AS THE WOOD TURNS

October 2022

Issue 293



## MSSW OFFICERS

### President

Joe Centorino  
(617) 529-4997  
jcentorino@verizon.net

### Vice president

Sonny Tice  
(617) 835-0810  
gmt1113@yahoo.com

### Treasurer

Charlie McCarthy  
(781) 953-4368  
chasmcca@msn.com

### Secretary

Kevin Mulligan  
(508) 954-9346  
kevin.mulligan@yahoo.com

### Librarian

Lenny Mandeville  
(508) 586-7679  
manleo@comcast.net

### Webmaster

Tim Rix  
(617) 259-5618  
rix.tim@gmail.com

### Store supplies

Ron Reynolds  
(508) 697-3927

### Newsletter

Jeff Keller  
jtkeller116@gmail.com  
Michael Waddell  
mwaddell@mwdb.com



Joe Centorino, Club president, presented his impressive Celtic Knot rolling pin technique at the September meeting. See page 3 for details.

## Meeting Notes— Sept 27, 2022 by Jeff Keller

Guest: **John DeLeo**, Dighton, MA

• **Joe Centorino** began by telling us the Marshfield Fair's ten day event went pretty well. The club's gross sales were just \$9.00 short of what we did last year. Joe said, "I want to thank everyone who participated."

• Joe said the Corn Festival which took place this past weekend went well. A couple of pieces were sold. A young boy (10 years old) with his mother, wants to learn to turn. We will once again visit the topic of mentoring youngsters

• The James Library show will take place through the 22nd of October. We have fliers for members to distribute. Steve added, "It's all good so far." All pieces must be picked up between October 24th and 29th. The James Library in Norwell center is open Tuesday through Friday from 1:00 to 5:00 pm and on Saturdays from 11:00 through 1:00 pm.

• The Arnold Arboretum is celebrating its 125th (quasiquicentennial) anniversary October 7th through the 9th. **Steve Wiseman** is chairing the event. We have collected previously judged and accepted pieces which will be brought to the Arboretum by Joe and Steve on October 6th. No individual drop offs will be accepted.

• Joe announced, "The Marshfield Senior Center Craft Fair will be held on Saturday, November 5th. We will have up to 4 tables with shelving and two lathes to turn tops and do demos."

• On December 17th the club has committed to appearing at the Marshfield Farmers Market where we will have two booths for display and sale of turned items, and one demo booth. **Michael Waddell** is coordinating this.

• Joe asked, "Does the club want to participate in the Weir River Farm Winter Fair on Sat-

urday December 3rd? A 10 by 10 foot space is \$35.00. It will be open from 11:00 am until 2:00 pm. I will need a coordinator for the event if the vote is Yes. It will be held outdoors." Joe added, "Does the club want to continue to participate in these types of craft fairs?" Several hands were

*(continued next page)*

## NEXT MEETING Tuesday, Oct. 25

7pm at the "Dust Bowl"  
409 Washington St.  
Abington, MA 02351

*Refreshments by:*

Lenny Mandeville

*Demo by:*

Michael Waddell

Colored Christmas Trees

## NEXT HANDS ON

Saturday, Oct. 15  
9am—12pm

# Savings: from the president



Lots of activity for the Club with the return of the James Library, Arnold Arboretum, Corn Festival and some new (to us) events such as the Marshfield Council on Aging Craft Fair, Marshfield Farmers Market and possibly the Trustees Weir River Farm Winter Fair. (See pages 5 & 6)

These events not only provide an outlet for the turnings that have accumulated over the past two years but also opportunities to attract new members.

As part of our event demos there is also a demand for spinning tops for kids of all ages. To help out our top turners please consider warming up at your lathe by turning a top or two and bring them to a Hands-On or monthly meeting. **Need a top turning refresher?** Check out Ian's "Simple Top Turning Demo" found on the Club website under Resources > Recorded Demos (<https://msswt.org/recordings/>)

Safe Turning,



(Continued from page 1)

raised and it appears that there is indeed club support. Joe then continued "If so, we need to have a committee of two or more members to bring recommendations to the club for approval and then coordinate the event."

- **Lenny Mandeville** asked, "Wouldn't it be a good thing if we had a print out for someone to follow in taking charge of an upcoming event?" To which Joe replied, "That is a great idea Lenny, why don't you draft something?" Joe and Steve will be happy to review the checklist and make suggestions.

- It is time to start thinking about officer elections. **Kevin Mulligan's** term as Secretary is up and elections will take place at the November 22nd meeting. The Secretary's responsibilities include: recording the meeting minutes, monitoring and responding to emails received through [info@msswt.org](mailto:info@msswt.org) or [msswt.org@gmail.com](mailto:msswt.org@gmail.com), maintaining the Club Google Contacts and MSSW-ORG Google Group membership list, and working with the other officers as part of the Executive Board to fulfill other duties as identified. Training will be provided.

- Joe added, "Steve has donated to the club his shelving and table skirts, Thank you Steve!"

- Joe also said, "Various opportunities are available for members to contribute their time and skills back to the club. As of this January, I am looking for a member to handle maintaining events on the website. I estimate this will involve just 1-2 hours a month. We will train you on what you need to know.

- **Wayne Miller** has agreed to coordinate and lead lathe maintenance.

- Joe added, "I am looking for a member to become **Bob Allen's** understudy and assist with identifying and schedul-

ing professional IRDs. I am also still looking for a member to follow up with area libraries for opportunities to display Club woodturnings in promotion of the club."

- **Jim Silva** will present a demo to us at the November meeting.

- **Charlie McCarthy** announced, "The club has \$3160. on account. The rent which has been paid is now \$525 a quarter. The club also has \$1421 available separately in the scholarship fund."

- Joe added that the club trailer will be painted after January 1st. when shows die down.

- **Molly Johnson** and **Bob Francis** both tested positive for Covid so they are not here tonight.

- **Glen Seigman** announced the next Hands On will be held Saturday, October 15th. If no one signs up to turn, we could host a Maintenance Day.

- **Ed O'Riordan** announced, "Someone has some walnut for a chainsaw party. I'm waiting for a call."

- Joe said, "**George Thibeault**, one of the visitors to our booth at the Marshfield Fair, has a portable saw mill. He also has a kiln."

- **Jeff Keller** announced that if anyone has a need for metal replacement parts made for their lathe, they should be in touch with Club member **Bob Monaghan** who has an extensive machine shop and can make, turn or fabricate almost anything from metal.

- Joe told us that "We are running out of blanks from which to turn tops at shows. If members have some 2" by 2" wood to donate, the club could use some. Also if each member could turn ten tops and donate them to the club for future shows, it would expedite having some to give away at future events."

- Due to two of the members involved being absent (Molly Johnson, **Brook Holmes**) from

the meeting, it was decided to move the Bring Back drawing to the October meeting.

- **Peter Soltz** told us about a fellow he met who is building a boat in Granby, MA. "Something he has never done before. He watched YouTube videos of harvesting wood, how to lay decking and do caulking but he could use some help with turning some 'Deadeye' pieces which are small round pieces that the rope goes through. So if any of you are interested in turning wood at the next Hands On, let me know." You can visit the website [acorntoarbella.com](http://acorntoarbella.com).

- Steve said, "Sheryl, exhibit coordinator, who many of you know from speaking with her at the Arboretum, has a new boss and that is why we are strict about no one dropping off pieces independently. In the past they've had an "opportunity drawing" raffle at the front desk and they are going to continue with that this year. So if you have a piece to donate, let me or Joe know. The show opens Friday, October 7th and runs from noon to 4:00 pm. There will be a reception from 5:30 to 7:30. Saturday and Sunday hours are 10:00 to 4:00 both days. We need someone to do a demo either Saturday or Sunday at 11:00." **Ken Lindgren** volunteered. Steve said he will take the day's other demo. He said the club also needs someone to man a booth outside and do a demo as well. Anyone interested contact Steve.



## Member Store

<https://msswt.org/resources/store/>

### Glues

Description	Price
2 oz. CA	\$4.50
2 oz. Rubberized	\$6.00
8 oz. CA	\$13.00
16 oz. CA	\$23.00
2 oz. Accelerator (spray bottle)	\$3.50
8 oz. Accelerator Refill	\$5.75
2 oz. CA De-bonder	\$3.25
4 oz. Epoxy	\$6.00
2 oz. Replacement Caps	\$0.50
Long Nozzles	\$0.75
2 oz. Empty Bottles	\$0.75
Yorkshire Grit	\$10.00

### Anchorseal

Description	Price
Large (approx. 1 gallon)	\$16.00
Medium (approx ½ gallon)	\$9.00
Small (approx. 1 quart)	\$5.00

### Sanding & Misc. Supplies

Description	Price
2" Disk	\$3.50
3" Disk	\$4.50
2", 2 ¼" Scallop	\$10.00
2", 3" Replacement H&L	\$0.50
2" Holder	\$14.50
3" Holder	\$16.50
2" Blue Holder	\$xx.xx
3" Blue Holder	\$xx.xx
1/2" Soft Interface Pad Extension	\$xx.xx
3" Hand Sander	\$xx.xx
Sanding Taco	\$4.50
2", 3" Hand Held Holder (kidney shaped)	\$12.00
3" Lambswool buff	\$9.00

### Other

Description	Price
3D Printed Fibonacci (Golden Ratio) Calipers	\$7.00
3D Printed MT2 Taper Cleaner	\$10.00
JSP Spare Rechargeable Battery Pack	\$148.00
JSP Impact Visor Replacement Kit	\$55.00
JSP Face Seal Replacement	\$20.00
JSP Peel-off Visor Protector (Pkg of 10)	\$35.00
JSP Pre-filter Pads (Pkg of 10)	\$18.00
JSP Particulate Filters (Pkg 10)	\$40.00

# LIVE DEMONSTRATION

## Celtic Knot Rolling Pin



by Joe Centorino



Joe Centorino presented turning a Celtic Knot rolling pin. He shared these notes:


- For wood selection, I like contrasting light and dark woods (walnut and maple or walnut and cherry) with walnut being the body and the lighter wood the inlay.

- 2" - 2.5" square blank ~ 24" long. Exact dimensions are not critical but need to be taken into account when designing and building the cutting sled and clamping jig.


- It's important that the sides of the blank are jointed and square for the knot to be properly formed. If the sides are not at right angles the finished knot will be skewed. Depending how far off from square you might not notice in the finished piece but it will be obvious during the gluing and turning.

- I use my table saw and DIY sled to cut the body of the rolling pin to accept the inlay. You can alternatively use a bandsaw or miter saw.

- You need to maintain proper orientation of the blank. So, before cutting the body of the rolling pin, put an index mark



Cutting jig



Clamping Jig - length between stops should be the length of the blank. A notch in the side rail accommodates the inlay jutting out.

on one end and keep that mark against the base of the sled for all cuts. The kerf (width of the cut) of your saw blade is the thickness needed for your inlay.

- The lengths of the inlay pieces are determined by the angle of the cut in the body and should extend just beyond the blank.


- I use Titebond III wood glue and wax paper to protect the clamping jig from oozing glue. Three clamps are sufficient to hold it together for an hour. Then unclamp it and let it cure overnight.

- Trim off the extra inlay on the

bandsaw and sand or plane the surfaces to return the blank to square.

- Rotate the block 180 degrees and repeat the cut and inlay procedure, being sure the index mark is against the sled. Repeat on the remaining faces.

- Once cured, mount on the lathe and turn between centers.



- I use a roughing gouge to turn down to round, then a skew for a smooth finish. I fill any small gaps with walnut wood flour and thin CA before sanding it smooth.

- I make a variety of styles—French rolling pins with tapered ends, as well as handled rolling pins. I shape the handles "free style" for that artisan appeal. I finish with mineral oil.



For the complete project handout and recording of Joe's presentation, visit:

<https://msswt.org/recordings/>

## MENTOR LIST - [www.msswt.org/mentors/](http://www.msswt.org/mentors/)

Our latest mentor list is online. Mentors are members who have volunteered to work one-on-one with novice turners to answer questions, share techniques and provide guidance. For a full description of their specialties, see <https://msswt.org/mentors/>.

If you're mentoring at the Dust Bowl, coordinate through Glenn Siegmann ([gcsiegs@gmail.com](mailto:gcsiegs@gmail.com)) so we can manage numbers and equipment. **If you want to become a mentor, please contact Glenn. ([gcsiegs@gmail.com](mailto:gcsiegs@gmail.com)).**



# Corn Festival 2022

September 24-25, 2022

by Jeff Keller & Joe Centorino

At the South Shore YMCA  
Natural Science Center  
Norwell, MA

## BRING BACK POSTPONED 'TIL OCTOBER

Bring Back is a renewed club tradition. At each meeting, members in person and on Zoom receive a raffle ticket. Three winners are drawn and each winner gets a wood turning created by a previous winner of the Bring Back. Each current winner then has to **Bring Back** one of their own turnings for the next meeting.

## YOU'RE THE TOP(S)



*Calling All Turners:  
We Need Tops!*

From the Pres:  
"Help us out! Warm up at your lathe by turning a couple of tops and bring them to a Hands-On or monthly meeting."

**Watch Ian's Top turning refresher "Simple Top Turning Demo" on the Club website under Resources > Recorded Demos (<https://msswt.org/recordings/>)**



Pictured (l-r) are Bob Monaghan, John Shooshan, Jeff Keller and Melissa Fantasia.



John Shooshan and Bob Monaghan at their lathes turning tops for young attendees.



Business was brisk at the Massachusetts South Shore Woodturners booth at the Corn Festival. In the distance, John Shooshan and Charlie McCarthy are on the lathes. Bob Monaghan is pictured on the right.



It got worse. For awhile it became almost impossible to keep up with the demand for freshly turned and colored tops.



The camera caught Charlie McCarthy finishing a top.



Give it a spin! - and if it does, take it home.



Joe offers pre-turned tops to some young attendees.





# Marshfield Fair

August 19-28, 2022



by Joe Centorino



## Fair Shavings from the Pres:

Although we did not formally meet in August it was a very busy month - the Marshfield Fair plus preparations for the James Library and Arboretum exhibitions. Thanks to all members who participated, including those who helped set-up and break down. The weather did not cooperate, but we finished strong with good foot traffic on the last Saturday. There were inquiries about our Club and we may wind up with some new members and commissions.

We had several "firsts" this year: Melissa Fantasia and Molly Johnson became the first MSSW women turners to display and sell at the fair! Bill Vey, a newer member, also impressed with his wood and resin pieces. I encourage more members to take advantage of opportunities to display and sell pieces. Even if without selling it is rewarding to get feedback from turners and non-turners who marvel at your craftsmanship and creativity.

Join the fun,  
Joe



## Top Turners Turning Tops




(L-R) Jeff Keller, Bob Monaghan, kids watching tops being made, Joe Centorino & Billy Martin turning tops and honey dippers.



Some of this year's offerings...



Demo honey dipper with captive ring by Club Pres Joe Centorino



Steve Wiseman demonstrates bowl turning

## Ye Olde Woodturners



Bob Monaghan on 1880's cast iron treadle lathe. Bob's a wizard at machining, making the lathe perform like new!

Club VP Sonny Tice on Ernie Grimes' wooden treadle lathe.

John Voloudakis' pole lathe.


Joe on the cast iron treadle lathe.



Hunter and her family watched Michael Waddell turn Christmas Trees for 2 hours and enjoyed the result!

## Fair Animals

Bill Vey brought his "Grand-dog" George, an Australian Shepard. George added some eye-candy to our booth. A 5" long European Mantis took up a spot in the demo tent and stayed until the final day.





# James Library

Sept 16, 2022—Oct 22, 2022

At the James Library & Center for the Arts  
24 West St, Norwell, MA





## Upcoming Events

Marshfield COA Craft Fair  
Sat. Nov. 5 10am – 3pm  
230 Webster St,  
Marshfield, MA  
Coordinator: Joe Centorino

Trustees of Reservations—Weir River Farm  
Winter Fair  
Sat. Dec. 3rd 11am– 2pm  
140 Turkey Hill Lane,  
Hingham, MA  
(tentative – coordinator needed)

Marshfield Farmers Market  
Sat. Dec. 17 10am – 1pm  
140 Main St,  
Marshfield, MA  
Coordinator: Michael Waddell



Many members participated in the juried woodturning gallery event at the James Library, which is on-going until October 22, 2022. Hours: Tues-Fri 1-5pm, Sat 11am– 1pm

The exhibit is also viewable online

<https://www.jameslibrary.org/sswoodturners>

# Show & Tell

September 27, 2022



Bob Courchesne—Spalted Silver Birch Bowl 6 3/4" x 2 3/4" with Tried & True Original Finish



Bob Courchesne— Live-Edge Ash Bowl with Feather 9 " x 7 1/2" x 2" with Tried & True Original Finish



Horace Lukens – Creative design opportunity to deal with a piece of missing bark on a live-edge bowl.



Horace Lukens— Finial or No-Finial? Horace says Yes, his wife says no!



Michael Fullerton— Segmented bowl with 5 species of wood and two very delicate goblets.

# Show & Tell

September 27, 2022



**Jeff Keller - an homage to Wally Kemp  
replica of a Wally Kemp Cane**

Jeff's cane is on the left with a single barley twist and hand-carved rabbit head from a piece of Maple. Wally's Cane has a pre-fabricated resin rabbit head.



**Peter Soltz (L-R) Maple Goblet, Spalted Pecan Bowl,  
New Hampshire Sumac Bowl**

Name tags are available for meeting attendees. Please see either Joe or Kevin if yours is missing or in error.



**10 1/2" Ash Platter to be gifted to  
the Acorn to Arabella Project**



**Prototype of a Deadeye (1 of  
24) to be turned by MSSW in  
support of the Acorn to  
Arabella Project**

## Arabella Project

**(From Meeting Notes):**  
**Peter Soltz** told us about a fellow who is building a boat in Granby, MA. He's looking for help with turning 'Deadeye' pieces — an item used in the standing and running rigging of traditional sailing ships. It is a smallish, round, thick hard wood disc with one or more holes through it, perpendicular to the plane of the disc. Visit the project website at [acorntoarabella.com](http://acorntoarabella.com).