



A Chapter of the American Association of Woodturners

AS THE WOOD TURNS



December 2022

Issue 295

MSSW OFFICERS

President

Joe Centorino
(617) 529-4997
jcentorino@verizon.net

Vice president

Sonny Tice
(617) 835-0810
gmt1113@yahoo.com

Treasurer

Charlie McCarthy
(781) 953-4368
chasmcca@msn.com

Secretary

Kevin Mulligan
(508) 954-9346
kevin.mulligan@yahoo.com

Librarian

Lenny Mandeville
(508) 586-7679
manleo@comcast.net

Webmaster

Tim Rix
(617) 259-5618
rix.tim@gmail.com

Store supplies

Ron Reynolds
(508) 697-3927

Newsletter

Jeff Keller
jtkeller116@gmail.com
Michael Waddell
mwaddell@mwdb.com



Live-edge oak bowl turned by Billy Martin was presented to the Prince and Princess of Wales by Boston Mayor Michelle Wu. Read the whole story on page 5.

Meeting Notes— November 22, 2022 by Jeff Keller

- **Joe Centorino** began by asking for guests. There were none.
- Joe said he is still looking for a member to assist **Bob Allen** in signing up demonstrators either online through ZOOM or to appear in person for 2023.
- December 17th is the Marshfield Farmers Market. **Mike Waddell** is in charge. We will have tables to sell items so see him if you are interested (see "Upcoming Events" on page 5—ed.).
- The club holiday Christmas party is December 15th. It will be held at the Knights of Columbus hall, 254 Hancock St., Abington, around the corner. We have 42 people signed up to attend so far. The club will have a cash bar with each member receiving two drink tickets. After that it is a cash bar. There is a sign up sheet to attend and to include a dinner item; appetizer, entree or dessert.
- Gift grab- There will be a gift grab at the party. If you want to participate, bring something you turned (no store bought items or I.O.U.s) in a paper bag. It will have a long string tied to it and will be inserted into a large box. Numbers will be drawn and if you put something in, you can take something out to bring home. After you take it out and unwrap it, you will have three guesses as to who turned it. If you sign your piece, please put a piece of tape over your name for this.
- **Sonny Tice** thanked **Dave Rice** for bringing the refreshments for the meeting. He noted that they will be supplied by **Bob Monaghan** for January and **Billy Martin** for the February meeting.
- **Charlie McCarthy** said, "Thank you all for your consideration and support for reelecting me next year and I wanted to let you know that Billy Martin is in training to take over as treasurer for 2024. The club has \$3,300 on account of which \$1,881 is cash on hand. We are accepting dues for 2023 starting tonight."
- **Ava Rothwell** announced, "For Women In Turning we

(continued next page)

NEXT MEETING Tues., January 24

7pm at the "Dust Bowl"
409 Washington St.
Abington, MA 02351

Refreshments by:
Bob Monaghan

Demo by:
Charlie McCarthy
Off Center Bowls

NEXT HANDS ON

Sat. Dec 10 & Jan. 14,
9am—12pm
Contact Glenn Siegmann for
mentoring
(gcsiegs@gmail.com)

Savings: from the president



It has been a long year with trials and tribulations as we returned to a full schedule of events and shows after the past 2 years of pandemic restrictions. We look to end 2022 on a strong note with the Club Christmas Holiday Party, the WIT group getting together on a more regular basis and multiple members stepping up to keep things rolling along.

Thank you to **Kevin Mulligan** for his 4 years as Secretary and good luck to **Horace Lukens** as he assumes the office.

A very special *Thank You* to **Steve Wiseman** who as past President was always available to help out, Vice President **Sonny Tice** who was also at every event and Hands-On or to help out with last minute items, our Treasurer **Charlie McCarthy** who along with handling the finances was ever present with his support and input.

Additional thanks to **Molly Johnson** in her role as WIT Liaison, **Lenny Mandeville** as Club Librarian, **Glenn Siegmann** as Hands-On Coordinator, **Ron Reynolds** as

Store Keeper, **Ed O'Riordan** as Chainsaw Party Coordinator and **Tim Rix** as Web Master.

Last but certainly not least is a heart-felt *Thank You* to **Jeff Keller** and **Michael Waddell** who make this newsletter possible.

Have a great Holiday Season!



Safe Turning,

Joe 

P.S.— If you haven't done so, please **RSVP now** (jcentorino@verizon.net) for this year's Christmas Holiday potluck party, December 15th, 6-9pm at the Abington Knights of Columbus, 254 Hancock St. It's a great opportunity to share with other members and reconnect with members we haven't seen in a while. Let me know if you have any questions about what food to bring.

In This Issue

Featured Turning Meeting Notes	1
Next Meeting	
Shavings WIT	2
Live Demo	3
Noteworthy—Royal Reception, Marshfield Farmer's Market	4
Events—Marshfield COA	5
Events—Hands On	6
Show & Tell	7

(Continued from page 1)

turned and made wooden reindeer out of branches as a centerpiece for the Christmas party." (see *WIT* on page 2—ed.)

• **Lenny Mandeville** told us he is missing CDs — "Resin for Beginners" by Jay Thompson, "Youthful Beauty" — and other library items. Lenny provided a list of missing items. Check your shelves, nooks, and cranies.

• **Wayne Sargo** warned members that there is a scam going on in which you get an email

as a vender asking you to pay your fee in advance for a bogus church show.

• Joe added there are bogus emails asking you to buy gift cards. He said send anything suspicious to him. He added that if you respond to a group email from the club, you would only be responding to him, not to the group as a whole.



WIT

Women in Turning

October report from Molly Johnson

Our club's WIT group (Women In Turning) met Sunday, October 30 at the home of member Ava Rothwell. Eight women and one small dog were in attendance, five in person and three via Zoom. The dog drifted in and out, depending on snack availability.

The group had animated discussions on many topics, including: how we got started woodturning (e.g., the Marshfield Fair), what we liked best about turning, the value of a good mentor, Thursday Night Coffee and Chat, the Marshfield Farmers Market, various volunteer opportunities, and the Christmas Party.

We exchanged helpful advice on our current turning projects, tips on turning tops, holding pieces in a jaw chuck, using resin in a variety of ways, and more.

We scheduled a shop tour and work party at Melissa Fantasia's. There we will try out her cool tools, make table decorations for the Christmas party and enjoy the camaraderie of a potluck lunch.

A hearty thanks goes out to Ava for hosting us all.



November report from Karen Popp:

On November 16, WIT members got together to assist Ava in her mission to make the holiday party festive with another one of her creative ideas for the table centerpieces.



(continued next page)

Member Store

<https://msswt.org/resources/store/>

Glues

Description	Price
2 oz. CA	\$5.00
2 oz. Rubberized	\$7.00
8 oz. CA	\$15.00
16 oz. CA	\$25.00
2 oz. Accelerator (spray bottle)	\$4.00
8 oz. Accelerator Refill	\$7.00
2 oz. CA De-bonder	\$4.00
4 oz. Epoxy	\$7.00
2 oz. Replacement Caps	\$0.50
Long Nozzles	\$0.75
2 oz. Empty Bottles	\$0.75
Yorkshire Grit	\$10.00

Anchorseal

Description	Price
Large (approx. 1 gallon)	\$16.00
Medium (approx ½ gallon)	\$9.00
Small (approx. 1 quart)	\$5.00

Sanding & Misc. Supplies

Description	Price
2" Disk	\$3.75
3" Disk	\$4.75
2", 2 ¼" Scallop	\$10.00
2", 3" Replacement H&L	\$0.50
2" PRO Holder	\$15.00
3" PRO Holder	\$17.00
#2 MT Taper Cleaner	\$10.00
Fibonacci Caliper	\$7.00
1/2" Soft Interface Pad Extension	\$5.50
3" Hand Sander	\$8.50
Sanding Taco	\$4.50
2", 3" Hand Held Holder (kidney shaped)	\$12.00
3" Lambswool buff	\$9.00

JSP Parts

Description	Price
JSP Spare Rechargeable Battery Pack	\$148.00
JSP Impact Visor Replacement Kit	\$55.00
JSP Face Seal Replacement	\$20.00
JSP Peel-off Visor Protector (Pkg of 10)	\$35.00
JSP Pre-filter Pads (Pkg of 10)	\$18.00
JSP Particulate Filters (Pkg 10)	\$40.00

LIVE DEMO

Jim Silva presents "Form in Woodturning"



Jim Silva began his presentation by telling us "A dog dish is the most common thing woodturners make. It's the form that people use when they want to turn a bowl but don't know what shape to use." He said that we should think of the form first; it is the three dimensional representation of the actual piece itself. He added that there are four basic fundamentals-

Function — Is it designed to be used? Is it an art piece?

(Continued from page 2)

Melissa hosted us in her well-equipped workshop in Canton. The group worked well together and we had fun. We developed a plan and broke down the steps into tasks. We all chose a task and got working. We made a total of 14 unique reindeer. After our work was done, we shared a delicious pot luck lunch. It was a delightful collaboration.

Elves (l-r): Melissa Fantasia, Carolyn Gray, Karen Popp, Molly Johnson and Ava Rothwell (not pictured Marie Martin)

For the project handout and recording of Jim's presentation, visit:

<https://msswt.org/recordings/>



by Jeff Keller

Proportion — Rule of thirds. The height should either be two thirds or one third of the total diameter.

Curve — Rarely do you want a straight line in turnings.

Flow — How all of the above come together. How does one element flow into the next?

He expounded on these fundamentals by adding that the foot of a bowl should always be either one third or two thirds of the total width of the bowl.

If you are adding a feature ring to the outside of the bowl, then one third down from the top will look good.

With a vase, the widest point should be one third from the bottom.

In determining the shape of the bowl or contour, there is the Thompkins Triangle. It consists of two isosceles triangles positioned facing each other with their 90 degree angles at the top. You can draw a curved

line for a satisfying bowl shape starting from the top down on each side to form a half circle.

There is also the Catenary Curve in which you use a chain with each end held in your hands to give a natural curve.

In design, the more you can repeat anything in the piece, the better off you are.




Jim Silva is a member of Gateway Woodturners and Cape Cod Woodturners. Learn more at <https://www.gatewayturners.org/gallery/jim-silva-3> and <http://www.nantucket-turnings.com/2012/>



Announcing



New Display Opportunity

 The Norwell Public Library is looking for us to display our turned pieces in their display case. The display case is built into a wall and has glass doors which are locked with six shelves. Dimensions are 5 feet wide by 6 feet high with a depth of 12 inches and varied shelf heights of 8" on the bottom, 18" above it (just one shelf with this), 3 shelves with 12" heights and the top shelf has a 14" height.



Our display will start the second week in January and will continue for three months. If you're interested in participating contact Joe or Jeff by January 2.

jjcentorino@verizon.net
jtckeller116@gmail.com

Noteworthy & Upcoming Events

by Michael Waddell

A Royal Reception for Arboretum Wood Turned Pieces



Turned pieces from our last wood distribution at the Arnold Arboretum that our club and the Central New England Woodturners (CNEW) gave back to the Arboretum are shown in the photo at right. You should recognize some of them.

The bowl circled number #1 in the upper right corner was turned by Billy Martin, shown with his lighthouses (#4). Billy's live-edge oak bowl (signed, of course!) was presented to the Royal Family, the Prince and Princess of Wales, by Boston Mayor Michelle Wu during the recent visit by the Prince and Princess of Wales.



How did it wind up in Mayor Wu's hands? It was in a selection of pieces by MSSW and CNEW turners that John DeRosso, Head Arborist, provided to Tanya Holton, Director of Institutional Advancement, for the Arboretum's 150th anniversary as gifts to leaders and key donors. Mayor Wu deeply appreciated the gift of the small bowl in the center of circle #3, turned by Mike Smith (CNEW) from a branch of metasequoia. When the Royals' visit was scheduled, Mayor Wu specifically requested an Arboretum wood turned bowl—and Billy Martin's was selected.

Do you know who turned the pieces in circles #2 and #5? The Arboretum would like to know.



Sat., Dec. 17—10am—1pm Marshfield Farmers Market



For the second year in a row, the club will be participating in the most popular seasonal market of the Marshfield Farmers Market, taking place at the Marshfield Fairgrounds on Saturday, December 17, 2022 from 10am—1pm.

We have a nice large space —3 booths worth— at the end of the building for demos and sales. Our

five volunteers will staff our booths and demos —Joe Centorino, Melissa Fantasia, Horace Lukens, John Shooshan, and Michael Waddell. The volunteers will setup the products for sale.

We need your products! All members are welcome to offer turned wood items for sale. Bring your items to the club Christmas Party on Thursday, December 15, or contact one of the volunteers to make arrangements. Unsold products will be returned to you at the next





Marshfield COA Craft Fair

Sat., Nov. 5, 2022 at the Marshfield Senior Center

by Joe Centorino

Library Corner



Lenny Mandeville maintains the club resource library—books and DVDs. All members have access to this club benefit. You can find the collection on the website: <https://msswt.org/resources/library/>

Overdue

The library is missing a few items. If you have them, time's up—please return them now.

DVD's

#49 Hollow Turning by John Jordan (out since 10/22)

#134-5-6 (3 dvd set) Resin for beginners by Jake Thompson (out since ?)

Overdue Books

- B2 Useful Beauty by Dick Sing (out since year?)
- B20 Good wood for art
- B30 Encyclopedia of wood
- B35 Learning at the lathe

Richard Brech checked out these books: (out since 2/2/?)

#B4 Turning Wood by Richard Raffin

#B36 Woodturning - A Foundation Course

The Marshfield Council On Aging Craft Fair was very well attended, so well in fact that it was hard to get from booth to booth with over 50 vendors packed into every nook & cranny. We did not know what to expect as this was the first time our Club participated in this event; it was not held the past 3 years due to COVID. Sales were not great (about \$620). Due to the limited space if we do participate again we should forego the demonstrations to free up space.—Joe



Steve Wiseman (left) explaining woodturning to some interested browsers with Joe Centorino looking on.



Two very full display tables and not much room for demos and customers.



Ron Reynolds taking a break



John "The Top Man" Shooshan and Steve Wiseman demonstrate top turning.



A happy customer chatting with the turners after completing her purchase with Horace Lukens.



(L-R) New member Ernest Leep receiving some of Peter Soltz's wisdom during the Craft Fair.






Hands On

Saturday, November 12, 2022 at the Dust Bowl

by Joe Centorino



(L-R) Michael Waddell, Glenn Siegmann and Charlie McCarthy chatting away while Sonny Tice



(L-R) Billy Martin, Ken Whiting and Wayne Sargo sharing ideas.




(L-R) Paul Conca getting instruction from Wayne Miller on turning a goblet.



Paul Conca (L) working on his goblet under the watchful eye of Charlie "The Guru of Goblets" McCarthy, with assist from Billy Martin.



Paul Conca with partially finished



(L-R) Glenn Siegmann and Charlie McCarthy pause for a moment.



(L-R) Peter Soltz keeps a close eye on Doug Hasting



Doug Hasting examines his Cherry Bowl. Next step is turning a lid and finial.



(L-R) Doug Hasting readies the next cut under Joe Centorino's guidance.

BRING BACK

At each meeting, members receive a raffle ticket. Three winners get a wood turning created by a previous Bring Back winner. Each current winner then has to **Bring Back** one of their own turnings for the next meeting.



Small goblet with 5 captive rings turned by Charlie McCarthy as his Bring-Back, which was won by Billy Martin.



Tom Ritchie's heirloom mahogany bowl (wood from Wally) won by Peter Soltz


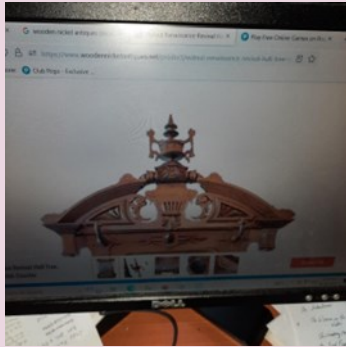


Tim Rix turned a Christmas tree won by Bob Monaghan

Show & Tell

November 22, 2022

by Joe Centorino



Jeff Keller had a hat rack that was missing the top decoration. He was able to locate an image of a similar piece online and turned his own replacement!



Cherry Urn turned by Steve Gilman



Michael Waddell's Holiday door decoration, with turned ornaments which were then split on the bandsaw and mounted on a CNC carved wreath.



Multiple bowls turned by Wayne Sargo in his premier Show & Tell!



Ken Lindgren with angel